

PHILIP B. SCOTT
GOVERNOR



State of Vermont
OFFICE OF THE GOVERNOR

January 20, 2023

Senate Appropriations Committee Members
Senate Institutions Committee Members
House Appropriations Committee Members
House Corrections and Institutions Committee Members

Dear Legislators:


I am pleased to present my fourth biennial Capital Budget consistent with the Capital Debt Affordability Advisory Committee's (CDAAC) debt recommendation of \$108,000,000. This represents a decrease of \$15,180,000, or 12.3%, from CDAAC's recommendation in the prior biennium. Consistent with the intent of the recently established Capital Expenditure Cash Fund (CECF), a total of \$19,185,000 is proposed to be reallocated from the CECF to support the planning, feasibility and design for projects to reduce the state's reliance on borrowed funds for the development of future capital projects. Also, given the high level of need outlined in the requests for capital funding, and the high level of one-time revenue surplus this fiscal year, this capital budget includes a one-time transfer of \$62,000,000 from the General Fund to the CECF. This one-time transfer from the General Fund will help meet current needs and provide state match to drawn down federal funding for known needs beyond this Capital Budget cycle.

This capital budget makes investments to address the significant amount of major maintenance and repair needs across our state facilities, including the Vermont Veteran's Home and Vermont State Colleges. It moves us forward with the planning of a new secure juvenile facility to meet the needs of our youth. It continues to move Vermont forward in developing and building a new women's correctional and re-entry facility. It honors our ongoing commitment to Clean Water. Overall, this budget continues our tradition of ensuring we have adequate facilities that meet the needs of Vermonters.

In accordance with the recently submitted report, Vermont's Capital Expenditure Cash Fund, my administration is proposing a long-term funding mechanism for the CECF, and my state budget includes an appropriation in line with the proposal. This will ensure Vermont continues on a fiscally prudent path by slowly reducing its reliance on borrowing to fund projects while we build our capacity to pay as we go to meet our capital building needs.

I look forward to working with you in the coming months.

Sincerely,

A handwritten signature in black ink, appearing to read 'Philip B. Scott', with a long horizontal flourish extending to the right.

Philip B. Scott, Governor

Cc: Jill Krowinski, Speaker of the House
Philip Baruth, Senate Pro Tempore

line #	Request	FY24 - FY25 CAPITAL BUDGET Departmental Requests				FY24 - FY25 CAPITAL BUDGET Governor's Recommendation				line #	
		Total Project Cost or Biennial Request	FY24 Department Request	FY25 Department Request	FY24 - FY25 Total Department Request	Capital Fund (Bonded Dollars)	CECF (Cash Fund)	One-Time GF to Cash Fund	FY25 Governor's Recommendation		FY24 - FY25 Total Governor's Recommendation
1											1
2											2
3	Section 1: Agency of Administration										3
4	Buildings & General Services										4
5	Statewide: Major Maintenance - Annual Appropriation	18,500,000	10,000,000	8,500,000	18,500,000	8,000,000	2,000,000	2,000,000	8,500,000	18,500,000	5
6	Statewide: Physical Security Enhancements	500,000	250,000	250,000	500,000	250,000			250,000	500,000	6
7	Statewide: Reuse Planning Contingency - Annual Appropriation	1,500,000	750,000	750,000	1,500,000	500,000	250,000		500,000	1,500,000	7
8	Burlington: 108 Cherry - Parking Garage Repairs	24,000,000	7,000,000	2,373,906	9,373,906	-			-	-	8
9	Rutland: Asa Bloomer - Major Renovation	18,025,000									9
10	Montpelier: Statehouse HVAC Renovations	14,925,000	3,725,000	3,900,000	7,625,000	3,725,000			3,900,000	7,625,000	10
11	Newport: Courthouse - Replacement, Planning and Design	29,943,000	2,596,000	2,300,000	4,896,000		750,000		500,000	1,250,000	11
12	St. Johnsbury: NERCF and CCWC Door Control System Replacement	3,670,000	1,250,000	1,750,000	3,000,000	1,000,000			1,750,000	2,750,000	12
13	Montpelier: 120 State Street - HVAC - Steam Lines Interior Renovation	26,668,000	1,000,000	2,000,000	3,000,000		1,000,000		2,000,000	3,000,000	13
14	Braintreeboro: Courthouse - Roof Replacement	2,850,000	2,750,000	2,000,000	2,750,000	2,750,000				2,750,000	14
15	Burlington: 32 Cherry - Parking Garage Repairs	3,250,000	135,000	2,295,000	2,430,000		135,000		2,300,000	2,435,000	15
16	Rutland: Multimodal Parking Garage Renovations	8,500,000	3,000,000	4,900,000	7,900,000						16
17	Statewide: Stormwater Construction	7,600,000	1,500,000	1,500,000	3,000,000	1,500,000			1,500,000	3,000,000	17
18	Waterbury: WSOC Historic Core Roof Replacement	22,000,000	2,500,000	2,500,000	5,000,000						18
19	Montpelier: 111 State - Renovation of Stack Area, HVAC Upgrades, and Elevator Replacement	13,658,000		1,000,000	1,000,000				1,000,000	1,000,000	19
20	White River Jet: Courthouse - Renovation	12,000,000	2,000,000	4,000,000	6,000,000	2,000,000			4,000,000	6,000,000	20
21	Montpelier: 133 State - Renovations for Legislature IT and Shared Common Spaces	2,500,000	400,000		400,000				200,000	200,000	21
22	Newport: Northern State Correctional Facility (NSCF) Boiler Replacement	6,100,000	600,000	5,500,000	6,100,000		600,000			4,125,000	22
23	Barre: McFarland Re-roof and Brick Facade Repair	1,700,000	1,700,000		1,700,000	1,700,000				1,700,000	23
24	St. Albans: Northwest Correctional Facility (NWSCF) Roof Replacement	1,300,000	1,300,000		1,300,000	1,300,000				1,300,000	24
25	Middlesex: Central Services Roof Replacement	4,000,000	1,000,000		1,000,000	1,000,000				1,000,000	25
26	Statewide - R22 Refrigerant Phase Out	8,765,000	876,000	3,000,000	3,876,000	300,000			1,000,000	1,300,000	26
27	Middlesex: Master Plan, Design, and Decommissioning MTCR	750,000	150,000	600,000	750,000		150,000		600,000	750,000	27
28	Pittsford: Academy - Administration Building, West Cottage, and Arcades - Major Renovations	24,000,000	750,000		750,000		750,000			750,000	28
29	Montpelier: 110 State - Elevator, Exterior Restoration and Access	6,250,000	500,000	2,900,000	3,400,000					-	29
30	Montpelier: 133-109 State - Tunnel Waterproofing/Aiken Avenue Reconstruction	1,500,000		250,000	250,000				250,000	250,000	30
31	Montpelier: State House Replacement of Historic Interior Finishes	695,000	50,000	50,000	100,000		50,000		50,000	100,000	31
32	EV Charging Stations for State Buildings	1,000,000	1,000,000		1,000,000			1,000,000		1,000,000	32
33	Bernington Battle Monument Fencing	500,000	500,000		500,000	500,000				500,000	33

line #	Request	FY24 - FY25 CAPITAL BUDGET Departmental Requests				FY24 - FY25 CAPITAL BUDGET Governor's Recommendation				line #	
		Total Project Cost or Biennial Request	FY24 Department Request	FY25 Department Request	FY24 - FY25 Total Department Request	Capital Fund (Bonded Dollars)	CECF (Cash Fund)	One-Time GF to Cash Fund	FY25 Governor's Recommendation		FY24 - FY25 Total Governor's Recommendation
1	Agency/Department: Project Description										
2											
34											
35											
36	Agency of Administration	266,649,000	47,282,000	50,318,906	97,600,906	24,725,000	3,685,000	3,000,000	6,350,000	63,285,000	
37											
38	Section 2: Agency of Human Services										
39	NWSCF Booking Expansion	5,000,000	600,000	3,400,000	4,000,000						
40	Youth Inpatient Beds	9,575,000	3,000,000	3,000,000	6,000,000		600,000			3,100,000	
41	DOC Women's Reentry Facility	71,500,000	6,000,000		6,000,000		1,500,000			15,500,000	
42	DCF Short-Term Secure Stabilization Facility	4,000,000	2,000,000		2,000,000		1,000,000			1,000,000	
43											
44	Agency of Human Services	90,075,000	11,600,000	6,400,000	18,000,000	-	3,100,000	-	-	19,600,000	
45											
46	Section 3: Judiciary										
47	Washington County Superior Court Renovations	32,675,000	1,675,000	2,000,000	3,675,000		750,000		1,000,000	1,750,000	
48											
49	Judiciary	32,675,000	1,675,000	2,000,000	3,675,000	-	750,000	-	1,000,000	1,750,000	
50											
51	Section 4: Commerce and Community Development										
52	Unmarked Burial Sites	50,000	25,000	25,000	50,000	25,000			25,000	50,000	
53	Roadside Historic Site Markers	50,000	25,000	25,000	50,000	25,000			25,000	50,000	
54	Vermont Underwater Historic Preserves	92,000	46,000	46,000	92,000	46,000			46,000	92,000	
55	Environmental Predictive Model for Locating Precontact Archaeological Sites	50,000		50,000	50,000				-	-	
56	Historic Sites Maintenance Fund	1,400,000	700,000	700,000	1,400,000	500,000			500,000	1,000,000	
57											
58	Commerce and Community Development	1,642,000	796,000	846,000	1,642,000	596,000	-	-	596,000	1,192,000	
59											

line #	Agency/Department: Project Description	FY24 - FY25 CAPITAL BUDGET Request				FY24 - FY25 CAPITAL BUDGET Departmental Requests				FY24 - FY25 CAPITAL BUDGET Governor's Recommendation				line #		
		Total Project Cost or Biennial Request	FY24 Department Request	FY25 Department Request	FY24 - FY25 Total Department Request	FY24 Governor's Recommendation		FY25 Governor's Recommendation		CECF (Cash Fund)	Capital Fund (Bonded Dollars)	One-Time GF to Cash Fund	Capital Fund (Bonded Dollars)		CECF (Cash Fund)	FY24 - FY25 Total Governor's Recommendation
						Capital Fund (Bonded Dollars)	CECF (Cash Fund)	Capital Fund (Bonded Dollars)	CECF (Cash Fund)							
1																
2																
60	Section 5: Building Communities Grants															
61	Cultural Facilities Grant Program	600,000	300,000	300,000	600,000							300,000			600,000	
62	Barn Preservation Grants	800,000	400,000	400,000	800,000							300,000			600,000	
63	Historic Preservation Grants	800,000	400,000	400,000	800,000							300,000			600,000	
64	Recreational Facilities Grants: Annual Appropriations	600,000	300,000	300,000	600,000							300,000			600,000	
65	Human services and education facilities: Annual Appropriations: Human Services	300,000	150,000	150,000	300,000							150,000			300,000	
66	Human services and education facilities: Annual Appropriations: education	300,000	150,000	150,000	300,000							150,000			300,000	
67	Regional Economic Development Grant Program	600,000	300,000	300,000	600,000							300,000			600,000	
68	Agricultural Fair Capital Projects: Competitive Grants Program	600,000	300,000	300,000	600,000							300,000			600,000	
69																
70	Building Communities Grants	4,600,000	2,300,000	2,300,000	4,600,000							2,100,000			4,200,000	
71																
72	Section 6: Agency of Education															
73	Emergency Aid for School Construction	100,000	50,000	50,000	100,000							50,000			100,000	
74																
75	Agency of Education	100,000	50,000	50,000	100,000							50,000			100,000	
76																
77	Section 7: University of Vermont															
78	Deferred Maintenance and Capital Project Short Term Plan	4,100,000	2,000,000	2,100,000	4,100,000							1,600,000			3,100,000	
79																
80	University of Vermont	4,100,000	2,000,000	2,100,000	4,100,000							1,600,000			3,100,000	
81																
82	Section 8: Vermont State Colleges															
83	Major Maintenance - VSC locations statewide	6,340,320	3,108,320	3,232,000	6,340,320									4,500,000	4,500,000	
84	Transformation - VSC locations statewide	2,700,000	600,000	500,000	1,100,000									1,000,000	1,000,000	
85	Green Hall - Randolph	1,585,689	1,585,689	1,585,689	1,585,689									1,585,689	1,585,689	
86	Vail Hall - Lyndonville	3,170,319	3,170,319	3,170,319	3,170,319									2,914,311	2,914,311	
87	Jeffords Hall - Castleton	5,595,037														
88	Stearns Hall - Johnson	4,083,443														
89	Deferred Maintenance - VSC locations statewide	27,000,000														
90																
91	Vermont State Colleges	50,474,808	5,294,009	6,902,319	12,196,328									10,000,000	10,000,000	
92																

FY24 - FY25 CAPITAL BUDGET Request		FY24 - FY25 CAPITAL BUDGET Departmental Requests				FY24 - FY25 CAPITAL BUDGET Governor's Recommendation				line #	
line #	Agency/Department: Project Description	Total Project Cost or Biennial Request	FY24 Department Request	FY25 Department Request	FY24 - FY25 Total Department Request	Capital Fund (Bonded Dollars)	CECF (Cash Fund)	One-Time GF to Cash Fund	Capital Fund (Bonded Dollars)	CECF (Cash Fund)	FY24 - FY25 Total Governor's Recommendation
93	Section 9: Agency of Natural Resources										
94	Infrastructure Rehabilitation and Improvement	10,000,000	5,000,000	5,000,000	10,000,000	3,500,000			3,000,000		6,500,000
95	Replacement Park Maintenance Facilities at Gifford Woods (Killington) and Groton	7,830,000	2,850,000	3,500,000	6,350,000			3,000,000			3,000,000
96	3 Acre Rule Compliance	7,325,000	250,000	250,000	500,000	250,000			250,000		500,000
97	Open Access Recreational Infrastructure	5,905,000	500,000	500,000	1,000,000	300,000			300,000		600,000
98	Implement Best Management Practices (BMPs) at State Forests and Recreational Access Points	11,068,863	468,863		468,863	468,863					468,863
99	Forest Park Access Road	2,364,950		370,000	370,000				370,000		370,000
100	State match to supplemental federal EPA CW & DW SRF capitalization grants	24,566,545	2,944,880	6,777,813	9,722,693			27,000,000			27,000,000
101	State 20% match to federal EPA DWSRF capitalization grants	2,382,487	174,586	2,207,901	2,382,487	174,586			2,207,901		2,382,487
102	Waterbury Dam Rehabilitation	11,615,000	4,500,000	-	4,500,000			4,500,000			4,500,000
103	Dam Safety Program	1,000,000	1,000,000	-	1,000,000	1,000,000					1,000,000
104	Improving Public Access to Wildlife Management Areas and Maintaining critical management infrastructure	2,703,349	337,500	370,899	708,399	168,750			185,400		354,150
105	Access Area Infrastructure Improvements	1,865,000	750,000	-	750,000	750,000					750,000
106	Infrastructure Maintenance/Improvement of Fish and Wildlife Buildings including Conservation Camps	2,435,800	1,315,000		1,315,000	315,000		1,000,000			1,315,000
107	Hatchery Improvements	12,941,500	1,318,750	658,750	1,977,500	818,750			1,158,750		1,977,500
108	Shooting Range Improvements	513,000	256,500		256,500	226,132					226,132
109											
110	Agency of Natural Resources	104,516,494	21,666,079	19,635,363	41,301,442	7,972,081		35,500,000	7,472,051		50,944,132
111											
112	Section 10: Clean Water										
113	Agency of Agriculture, Food & Markets										
114	Water Quality Grants	2,202,019	2,202,019		2,202,019	2,202,019					2,202,019
115	Agency of Natural Resources - Department of Environmental Conservation										
116	Clean Water State Revolving Fund - CWSRF	332,981	332,981		332,981	332,981					332,981
117	Municipal Pollution Control Grants	8,186,540	3,300,000		8,186,540			10,000,000			10,000,000
118	Agency of Natural Resources - Forest, Parks and Recreation										
119	Forestry Access Road Water Quality Improvements	550,000	550,000		550,000	550,000					550,000
120	Vermont Housing and Conservation Board										
121	Agricultural Water Quality Projects	800,000	800,000		800,000	800,000					800,000
122	Land Conservation and Water Quality Projects	2,000,000	2,000,000		2,000,000	2,000,000					2,000,000
123	Clean Water FY 2025 Request	10,000,000		10,000,000	10,000,000				10,000,000		10,000,000
124											
125	Clean Water	24,071,540	9,185,000	10,000,000	24,071,540	5,885,000		10,000,000	10,000,000		25,885,000
126											

FY24 - FY25 CAPITAL BUDGET		FY24 - FY25 CAPITAL BUDGET				FY24 - FY25 CAPITAL BUDGET				FY24 - FY25 CAPITAL BUDGET				line #
Request		Departmental Requests				Governor's Recommendation				Governor's Recommendation				
Agency/Department: Project Description	Total Project Cost or Biennial Request	FY24 Department Request	FY25 Department Request	FY24 - FY25 Total Department Request	Capital Fund (Bonded Dollars)	CECF (Cash Fund)	One-Time GF to Cash Fund	Capital Fund (Bonded Dollars)	CECF (Cash Fund)	FY24 - FY25 Total Governor's Recommendation	Capital Fund (Bonded Dollars)	CECF (Cash Fund)		
Section 11: Military														
Franklin County Armory/Readiness Center	7,925,000			-										127
NE Region Armory/Readiness Center	10,669,000			-										128
Berlin Armory/Readiness Center/Alteration	373,250			-										129
Major Maintenance	1,251,000	1,251,000		1,251,000	1,251,000			1,064,000		2,315,000	1,064,000			130
														131
Military	20,218,250	1,251,000	-	1,251,000	1,251,000			1,064,000		2,315,000	1,064,000			133
														134
Section 12: Department Public Safety														135
Special Teams Facilities and Storage	15,250,000	250,000	1,000,000	1,250,000					250,000	1,250,000				136
Rutland Field Station	8,025,000	250,000	1,000,000	1,250,000					250,000	1,250,000				137
Shaftsbury Field Station	7,800,000			-										138
St. Johnsbury Field Station	7,800,000			-										139
														140
Public Safety	38,875,000	500,000	2,000,000	2,500,000					500,000	2,500,000				141
														142
Section 13: Agency of Agriculture, Food & Markets														143
Vermont Agriculture and Environmental Laboratory Heat Plant	4,100,000	300,000	1,500,000	1,800,000					300,000	1,800,000				144
														145
Vermont Building at the Eastern States Exposition (Big E)	2,280,000	1,200,000	1,080,000	2,280,000					1,200,000	2,240,000				145
														146
Agency of Agriculture	6,380,000	1,500,000	2,580,000	4,080,000					300,000	4,040,000				147
														148
Section 14: Vermont Rural Fire Protection														149
Dry Hydrant Program- Continue Program Grants: Annual Appropriations	200,000	100,000	100,000	200,000						200,000				150
														151
Vermont Rural Fire Protection	200,000	100,000	100,000	200,000						200,000				151
														152
														153
Section 15: Vermont Housing and Conservation Board														154
Vermont Housing & Conservation Board	3,600,000	1,800,000	1,800,000	3,600,000						3,600,000				155
														156
Vermont Housing and Conservation Board	3,600,000	1,800,000	1,800,000	3,600,000						3,600,000				157
														158
Section 16: Vermont Veterans Home														159
Emergency Generator & Boiler Plant Replacement	4,500,000	4,500,000		4,500,000						4,500,000				160
Brandon & Cardinal Renovation - Design Work	2,000,000		2,000,000	2,000,000						1,500,000				161
Brandon & Cardinal Construction	19,500,000													162
Elevator Upgrade	1,000,000									1,000,000				163
Trenor Park House and Barn	3,000,000													164
Maintenance Building/Garage	750,000													165
														166
Vermont Veterans Home	30,750,000	4,500,000	2,000,000	6,500,000						7,000,000				167
														168

FY24 - FY25 CAPITAL BUDGET Request		FY24 - FY25 CAPITAL BUDGET Departmental Requests				FY24 - FY25 CAPITAL BUDGET Governor's Recommendation				line #
Agency/Department: Project Description	Total Project Cost or Biennial Request	FY24 Department Request	FY25 Department Request	FY24 - FY25 Total Department Request	Capital Fund (Bonded Dollars)	CECF (Cash Fund)	One-Time GF to Cash Fund	Capital Fund (Bonded Dollars)	CECF (Cash Fund)	FY24 - FY25 Total Governor's Recommendation
1										
2										
169	Section 17: Agency of Transportation									
170	St. Albans: AOT District 8 Maintenance Facility	3,500,000		3,500,000						3,500,000
171										
172	Agency of Transportation	3,500,000		3,500,000						3,500,000
173										
174	TOTAL - CAPITAL PROJECTS	682,427,092	109,032,588	228,918,216		52,779,081	8,335,000	62,000,000	10,850,000	203,211,132
175	Proposed Funding Available									
176	Section 18: Reallocations & Transfers									
177	AHS - 2004200335 - Green House Relocation					26,132				26,132
178	BGS - 1602600023 - 108 Cherry Garage					134,937				134,937
179	BGS - 1708400210 - 108 Cherry Garage					1,905,114				1,905,114
180	BGS - 2004200230 - 108 Cherry Garage					6,944,999				6,944,999
181	BGS - 2105000220 - 108 Cherry Garage					3,100,000				3,100,000
182	BGS - 2205000230 - 108 Cherry Garage					1,914,950				1,914,950
183										
184	Total Reallocations/Transfers FY 2024/2025					14,026,132				14,026,132
185										
186	Section 19: General Obligation Bonds, Appropriations, and CECF (Cash Fund)									
187	Capital Borrowing: GF Bonding					108,000,000				108,000,000
188	One-time General Fund Transfer to CECF							62,000,000		62,000,000
189	Gov Rec CECF Utilization								8,335,000	8,335,000
190	Total					108,000,000		108,000,000	62,000,000	189,185,000
191										
192	TOTAL FUNDS AVAILABLE					122,026,132		62,000,000	10,850,000	203,211,132
193										
194	SUMMARY									
195	Total Spending		109,032,588	228,918,216		52,779,081	8,335,000	62,000,000	10,850,000	203,211,132
196	Revenues Available		7,027,044	122,026,132		122,026,132	8,335,000	62,000,000	10,850,000	203,211,132
197	Difference		7,027,044	(106,892,084)		69,247,051				

Table Of Contents

AGENCY OF ADMINISTRATION FOREWORD	i-ii
--	------

Report of Capital Debt Affordability Advisory Commentary

TREASURER’S LETTER	iii-iv
---------------------------------	--------

**SECTION 1. AGENCY OF ADMINISTRATION
DEPARTMENT OF BUILDINGS AND GENERAL SERVICES**

1.	Statewide Major Maintenance	1
	BGS – Building Maintenance Appropriations Chart.....	3
	BGS – Construction Phases Overview	4
2.	Statewide Physical Security Enhancements.....	5
3.	Statewide Contingency, Planning and Reuse.....	7
4.	Montpelier – State House Heating Venting and Air Conditioning.....	9
5.	Newport – Orleans County Superior Court Replacement	11
6.	St. Johnsbury – Northeast State Correctional Facility and	13
	Caledonia Community Work Camp Door Controls	
7.	Montpelier – 120 State Street – Steam Lines, Interior Renovation.....	15
8.	Brattleboro – Courthouse Roof Replacement	17
9.	Burlington – 32 Cherry Street Parking Garage Repairs.....	18
10.	Statewide – Stormwater	19
11.	Montpelier – 111 State Street Stack Area Renovation,	20
	HVAC Upgrade, Elevator Replacement	
12.	White River Junction – Windsor District Court House Renovation	21
13.	133 State Street Montpelier, VT- Renovations Legislature IT.....	22
14.	Newport – Northern State Correctional Facility Boiler Replacement	23
15.	Barre – McFarland Roof Replacement and Brick Façade Repairs.....	24
16.	St. Albans – Northwest State Correctional Facility	25
	Roof Replacement	
17.	Middlesex – Central Services Roof Replacement	26
18.	Statewide – R22 Refrigerant Phase Out.....	27
19.	Middlesex – Master Plan, Design and Decommissioning MTCR.....	28
20.	Pittsford – Academy - Administration Building, West Cottage,.....	29
	and Arcades - Major Renovations	
21.	Montpelier – 133-109 State Street Tunnel Waterproofing and Aiken	31
	Avenue Reconstruction	
22.	Montpelier – State House Replacement of Historic Interior Finishes	32
23.	Electrical Vehicle Charging Stations for State Buildings	33
24.	Battle of Bennington Monument Fencing	34

SECTION 2. AGENCY OF HUMAN SERVICES

1.	St. Albans – Northwest State Correctional Facility Booking Expansion.....	35
2.	Youth Inpatient Beds	36
3.	Department of Corrections Women’s Reentry Facility.....	36
4.	Department of Children and Families – Short-Term Secure.....	37
	Stabilization Facility	

SECTION 3. JUDICIARY

1. Washington County Superior Court Renovations 38

SECTION 4. AGENCY OF COMMERCE AND COMMUNITY DEVELOPMENT

1. Unmarked Burial Sites..... 40
2. Roadside Historic Markers..... 40
3. Vermont Underwater Historic Preserves..... 40
4. Historic Sites Maintenance Fund 40

SECTION 5. BUILDING COMMUNITIES GRANTS

1. Cultural Facilities..... 41
2. Historic Barns and Agricultural 41
3. Historic Preservation..... 41
4. Recreational Facilities 42
5. Human Services and Educational Facilities - Human Services 42
6. Human Services & Educational Facilities – Education 42
7. Regional Economic Development 42
8. Agricultural Fair Capital Projects..... 42

SECTION 6. AGENCY OF EDUCATION

1. Emergency Aid for School Construction 43

SECTION 7. UNIVERSITY OF VERMONT

1. Deferred Maintenance and Capital Project Short Term Plan 44

SECTION 8. VERMONT STATE COLLEGES

1. Construction / Renovations / Major Maintenance..... 45
2. Transformation 47
3. Green Hall – Randolph 48
4. Vail Hall – Lyndon..... 49

SECTION 9. AGENCY OF NATURAL RESOURCES

1. Infrastructure Rehabilitation and Improvement 50
2. Replacement of Parke Maintenance Facilities at Gifford Woods..... 50
3. Three Acre Rule Compliance..... 51
4. Open Access Recreational Infrastructure 51
5. Implement BMPs at State Forests and Access Points..... 51
6. Forest Park Access Roads..... 52
7. State Match to Supplemental Federal EPA Clean Water and Drinking Water 53
SRF Capitalization Grants
8. State 20% Match to Federal EPA Drinking Water SRF 53
9. Waterbury Dam Rehabilitation..... 54
10. Dam Safety Program 55
11. Improving Public Access to Wildlife Management Areas and Maintaining Critical..... 55
Management Infrastructure
12. Access Area Infrastructure Improvements 55
13. Infrastructure Maintenance/Improvement of Fish and Wildlife Buildings 55
14. Hatchery Improvements 56
15. Shooting Range Improvements..... 56

SECTION 10. CLEAN WATER

1. Water Quality Grants 57
2. Clean Water State Revolving Fund 57
3. Municipal Pollution Control Grants 57
4. Forestry Access Road Water Quality Improvements 58
5. Agricultural Water Quality Projects 58
6. Land Conservation and Water Quality Projects 59
7. Clean Water FY 2025 Request 59

SECTION 11. MILITARY

1. Major Maintenance 60

SECTION 12. DEPARTMENT OF PUBLIC SAFETY

1. Special Teams Facility and Storage 61
2. Rutland Field Station 62

SECTION 13. AGENCY OF AGRICULTURE, FOOD AND MARKETS

1. Vermont Agriculture and Environmental Laboratory Heat Plant 63
2. Vermont Building at Eastern States Exposition 64

SECTION 14. VERMONT RURAL FIRE PROTECTION

1. Dry Hydrant Program – Continue Program Grants: Annual Appropriations 66

SECTION 15. HOUSING AND CONSERVATION BOARD

1. Vermont Housing and Conservation Board 67

SECTION 16. VERMONT VETERANS HOME

1. Emergency Generator and Boiler Plant Replacement 68
2. Brandon and Cardinal Renovation 68
3. Elevator Upgrade 69

SECTION 17. AGENCY OF TRANSPORTATION

1. St. Albans – District 8 Maintenance Facility 70

SECTION 18. REALLOCATIONS & TRANSFERS 71

SECTION 19. GENERAL OBLIGATION BONDS AND APPROPRIATIONS 72

SECTION 20. PROPERTY TRANSACTIONS 73

SECTION 21. MISCELLANEOUS PROVISIONS 74

SECTION 22. EFFECTIVE DATE 75

SECTION 23. FINANCIAL SUMMARY 76

Agency Foreword

ELIZABETH A. PEARCE
STATE TREASURER



UNCLAIMED PROPERTY DIVISION
TEL: (802) 828-2407

RETIREMENT DIVISION
TEL: (802) 828-2305
FAX: (802) 828-5182

ACCOUNTING DIVISION
TEL: (802) 828-2301
FAX: (802) 828-2884

STATE OF VERMONT
OFFICE OF THE STATE TREASURER

TO: Governor Phil Scott
Kristin Clouser, Secretary of Administration
Jill Krowinski, Speaker of the House of Representatives
Becca Balint, Senate President Pro Tempore
Alice Emmons, Chair, House Committee on Corrections and Institutions
Joe Benning, Chair, Senate Committee on Institutions
Catherine Benham and Members, Joint Fiscal Committee

FROM: Beth Pearce, Vermont State Treasurer

DATE: September 30, 2022

RE: **Interim** Capital Debt Affordability Advisory Committee Report for 2022

Pursuant to 32 V.S.A. §1001, I am submitting an interim report on behalf of the Capital Debt Affordability Advisory Committee (“Committee” or “CDAAC”). This is an interim report necessitated by the later than usual publication of the Moody’s Investors Service debt medians, which is the major consideration used to form the basis of the debt guidelines used by the State to measure and recommend affordability.

CDAAC and the State have employed conservative debt load guidelines that are consistent with the metrics that the rating agencies use to measure debt burden. The guidelines include:

- Debt Per Capita;
- Debt as a Percentage of Personal Income; and
- Debt Service as a Percentage of Revenues.

While we continue to evaluate and look to include additional criteria, the Moody’s report is a critical element in developing state median and peer group analysis. The Moody’s report was completed later than expected due to some changes in methodology and an expanding focus, incorporating pension and OPEB liabilities. While we believe this expanded publication will be very useful in many analyses conducted by the State, publication was delayed to September of this year, leaving insufficient time to produce the customary CDAAC projection models.

The Committee plans to continue its work over the next month and make its recommendation as to the next biennium’s net-tax supported debt authorization in October. The CDAAC, in the interim, states the following:

- 1) With the exception of the most recent biennium, the CDAAC has recommended reductions in the amount of debt authorizations since 2016. Recommended authorizations, which have been adopted by the Governor and the General Assembly have been reduced by 23% since 2015, significantly higher when adjusted for inflation. For the FY 2022-2023 biennium, CDAAC did not recommend a decrease in the debt authorization due to the unprecedented economic repercussions from the COVID-19 pandemic. The voting members of the committee, with some exceptions, believe we should continue to reduce the debt authorization, however, this has yet to be fully evaluated in light of recent conditions and related output from the CDAAC projection models.
- 2) Steps toward the CDAAC's recommended Pay-Go model were taken by the General Assembly with the establishment of the Capital Expenditure Cash Fund (32 V.S.A. § 1001b). Funds were appropriated for the purposes of this fund as follows:
 - a. \$20,000,000 was appropriated to the State Treasurer's Office and used for redeeming State of Vermont general obligation bonds prior to maturity. Beginning in fiscal year 2024, an amount equal to the reduction in payments for debt service required resulting from any redemption will be transferred and reserved in the Capital Expenditure Cash Fund, and
 - b. \$25,000,000 from unreserved and undesignated funds.

The General Assembly has requested the Secretary of Administration, with the assistance of the Treasurer and the Joint Fiscal Office, make recommendations as to the funding and use of the funds. CDACC will also make recommendations as to how this fund should be integrated into the CDAAC recommendation process.

- 3) The CDAAC has identified significantly higher than usual levels of State "authorized but unissued debt" and is in the process of reviewing its impact on prudent levels of future debt authorization. Recommendations will be included in the final report.
- 4) The CDAAC will also address concerns over competing capital projects from available federal and local infrastructure funds, as they will likely impact labor and materials availability and supply chain issues, potentially increasing costs and/or delaying project timelines.
- 5) The CDAAC will also address concerns over the impact inflation and project cost overruns may have on existing and future authorizations.

Letter From Treasurer

ELIZABETH A. PEARCE
STATE TREASURER



UNCLAIMED PROPERTY DIVISION
TEL: (802) 828-2407

RETIREMENT DIVISION
TEL: (802) 828-2305
FAX: (802) 828-5182

ACCOUNTING DIVISION
TEL: (802) 828-2301
FAX: (802) 828-2884

STATE OF VERMONT
OFFICE OF THE STATE TREASURER

TO: Governor Phil Scott
Kristin Clouser, Secretary of Administration
Jill Krowinski, Speaker of the House of Representatives
Becca Balint, Senate President Pro Tempore
Alice Emmons, Chair, House Committee on Corrections and Institutions
Joe Benning, Chair, Senate Committee on Institutions
Catherine Benham and Members, Joint Fiscal Committee

FROM: Beth Pearce, Vermont State Treasurer

DATE: September 30, 2022

RE: **Interim** Capital Debt Affordability Advisory Committee Report for 2022

Pursuant to 32 V.S.A. §1001, I am submitting an interim report on behalf of the Capital Debt Affordability Advisory Committee (“Committee” or “CDAAC”). This is an interim report necessitated by the later than usual publication of the Moody’s Investors Service debt medians, which is the major consideration used to form the basis of the debt guidelines used by the State to measure and recommend affordability.

CDAAC and the State have employed conservative debt load guidelines that are consistent with the metrics that the rating agencies use to measure debt burden. The guidelines include:

- Debt Per Capita;
- Debt as a Percentage of Personal Income; and
- Debt Service as a Percentage of Revenues.

While we continue to evaluate and look to include additional criteria, the Moody’s report is a critical element in developing state median and peer group analysis. The Moody’s report was completed later than expected due to some changes in methodology and an expanding focus, incorporating pension and OPEB liabilities. While we believe this expanded publication will be very useful in many analyses conducted by the State, publication was delayed to September of this year, leaving insufficient time to produce the customary CDAAC projection models.

The Committee plans to continue its work over the next month and make its recommendation as to the next biennium’s net-tax supported debt authorization in October. The CDAAC, in the interim, states the following:

- 1) With the exception of the most recent biennium, the CDAAC has recommended reductions in the amount of debt authorizations since 2016. Recommended authorizations, which have been adopted by the Governor and the General Assembly have been reduced by 23% since 2015, significantly higher when adjusted for inflation. For the FY 2022-2023 biennium, CDAAC did not recommend a decrease in the debt authorization due to the unprecedented economic repercussions from the COVID-19 pandemic. The voting members of the committee, with some exceptions, believe we should continue to reduce the debt authorization, however, this has yet to be fully evaluated in light of recent conditions and related output from the CDAAC projection models.
- 2) Steps toward the CDAAC's recommended Pay-Go model were taken by the General Assembly with the establishment of the Capital Expenditure Cash Fund (32 V.S.A. § 1001b). Funds were appropriated for the purposes of this fund as follows:
 - a. \$20,000,000 was appropriated to the State Treasurer's Office and used for redeeming State of Vermont general obligation bonds prior to maturity. Beginning in fiscal year 2024, an amount equal to the reduction in payments for debt service required resulting from any redemption will be transferred and reserved in the Capital Expenditure Cash Fund, and
 - b. \$25,000,000 from unreserved and undesignated funds.

The General Assembly has requested the Secretary of Administration, with the assistance of the Treasurer and the Joint Fiscal Office, make recommendations as to the funding and use of the funds. CDACC will also make recommendations as to how this fund should be integrated into the CDAAC recommendation process.

- 3) The CDAAC has identified significantly higher than usual levels of State "authorized but unissued debt" and is in the process of reviewing its impact on prudent levels of future debt authorization. Recommendations will be included in the final report.
- 4) The CDAAC will also address concerns over competing capital projects from available federal and local infrastructure funds, as they will likely impact labor and materials availability and supply chain issues, potentially increasing costs and/or delaying project timelines.
- 5) The CDAAC will also address concerns over the impact inflation and project cost overruns may have on existing and future authorizations.

Agency of Administration

SECTION 1

AGENCY OF ADMINISTRATION

SEC. 1 APPROPRIATIONS: DEPARTMENT OF BUILDINGS & GENERAL SERVICES

The sum of \$63,285,000 is the total amount requested for fiscal years 2024 and 2025 to be appropriated to the Department of Buildings and General Services (BGS). The Commissioner is authorized to direct funds appropriated in this Section to the projects contained in this Section; the individual allocations in this Section are estimates only:

The following sums are requested for Fiscal Years 2024 and 2025:

- 1. Statewide – Major Maintenance\$18,500,000

The Major Maintenance Program performs large repairs and major system replacements in BGS owned buildings, replacing finishes, complex building systems, and major building components as they reach end of life. The typical life span of major components and systems in buildings is approximately 20 years. The program also improves the energy efficiency of BGS infrastructure through building-wide equipment and fixture replacements and building technology improvements.

BGS is responsible for the maintenance of approximately 232 buildings statewide, a public investment with a replacement value of about \$900,000,000. Many of these structures are more than thirty-five (35) years old and some are well over sixty-five (65) years old, requiring specialized attention. Additionally, many BGS buildings operate 24/7 and are maintenance-intensive due to their use (Public Safety Facilities, Correctional Facilities, Psychiatric Care Facilities). The maintenance budget for the management of this infrastructure should be between 1.5% and 2.5% of the building replacement value of the infrastructure (2% is about \$ \$18,700,000), in accordance with guidelines published by APPA.

The requests for FY 2024 and FY 2025 are targeted for priority 1 deferred maintenance projects. Deferred maintenance projects are compiled using information from multiple sources, including facility condition assessments and the work order system, and are assigned a priority based on severity of need. Priority 1 projects are considered critical and involve life safety issues, code compliance issues, equipment at end of life, or a building system where failure is imminent or would be very disruptive if allowed to fail and cannot be accomplished through operating revenues.

Examples of proposed projects include:

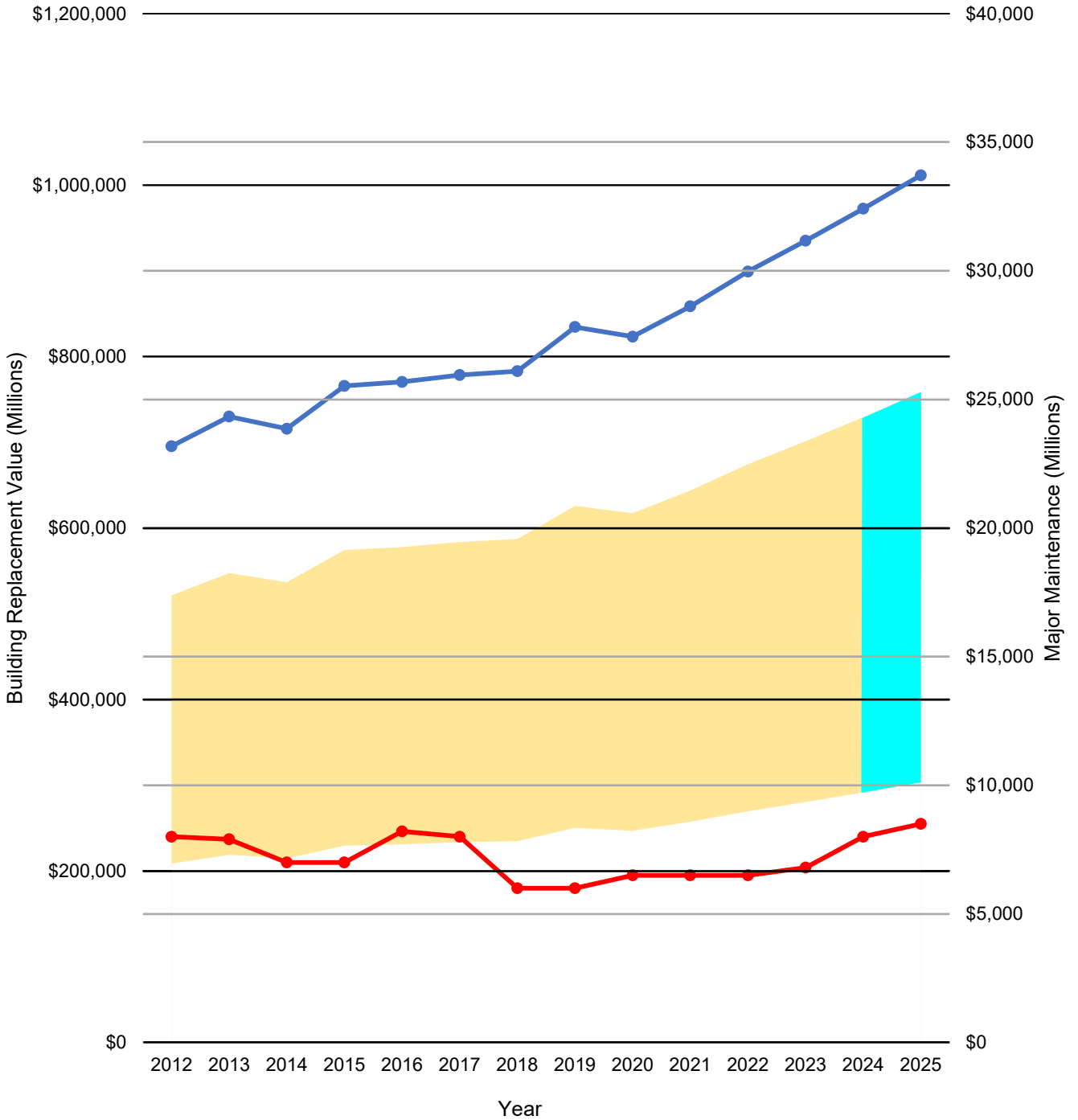
Floor Coverings
 Elevator Retrofits
 Re-Paving Projects
 Heating System Replacements
 Fire Alarm System Replacements
 Roof Repairs & Replacements
 Parking Garage Maintenance

Building Masonry Cleaning & Repair
 Window Replacements
 HVAC Duct Cleaning & Re-Balancing
 Ventilation System Repairs & Improvements
 Building & Utility Infrastructure Repairs
 Asbestos and Lead Abatement
 Indoor Air Quality Management



Summary	Approved Through FY '22	Current Year FY '23	Budget Year FY '24	Budget Year FY '25	Future Requirements			Totals
					FY '26	FY '27	FY '28 - FY '33	
Cost Allocation:								
Planning & Design, Outside Consultants								
Site Acquisition								
Construction	7,102	7,096	10,000	8,500	8,700	9,000	48,750	99,148
Fit-Up								
Total Appropriation for Fiscal Year(s)	7,102	7,096	10,000	8,500	8,700	9,000	48,750	99,148
Total Bonded Funds	7,102	7,096	8,000	8,500				
Total CECF (Cash Fund)								
Total On-Time General Fund to Cash Fund			2,000					

Buildings and General Services Major Maintenance FY12 - FY25



1.5% to 2.5% of Building Replacement Value*
 Projected for FY 24/25
 Building Replacement Value
 Major Maintenance Appropriation

	2012	2013	2014	2015	2016	2017	2018	2019	2020	2021	2022	2023	2024	2025
Major Maintenance Appropriation	\$8,000	\$7,900	\$7,000	\$7,000	\$8,210	\$8,000	\$6,000	\$6,000	\$6,500	\$6,500	\$6,500	\$6,800	\$8,000	\$8,500
Building Replacement Value	\$695,500	\$730,000	\$715,885	\$765,855	\$770,500	\$778,500	\$782,998	\$834,540	\$823,268	\$858,686	\$899,171	\$935,138	\$972,543	\$1,011,445
1.5% to 2.5% of Building Replacement Value	\$17,388	\$18,250	\$17,897	\$19,146	\$19,263	\$19,463	\$19,575	\$20,864	\$20,582	\$21,467	\$22,479	\$23,378	\$24,314	\$25,286

*Harvey H. Kaiser Associates Inc., APPA, (n.d.) Capital Renewal and Deferred Maintenance.

Phases of Building Construction

- 1. Programming Phase – Defining the scope of work, budget, and schedule** **6 -14 Months**

Also known as Planning and Pre-design, the goal of this phase is to define the project objectives, determine the building and user requirements, and develop a scope of work. This entails gathering information from the intended building occupant(s), determining the effect on existing facilities or projects-in-planning and need for corollary projects, and identifying applicable zoning, building codes, and other regulatory requirements.
- 2. Schematic Design Phase – Outline for how the project will look and function** **5 – 15 Months**

The purpose of the schematic design is to convert the project program into physical drawings of space. The project team determines the areas, physical requirements, and relationships of all the required building spaces and components. This includes a complete description of building systems (structural, mechanical, Heating, Venting, and Air Conditioning (HVAC), plumbing and electrical), interior and exterior finishes, and the building site. This process goes through several renditions to develop a set of schematic drawings, floor plans, site plans and building elevations, and a probable cost of construction.
- 3. Design Development Phase – Refinement of the plans, specifications, and estimate** **5 – 12 Months**

In design development, the schematic plans and elevations are reviewed, revised, and expanded to incorporate all the details and specifications required for construction. Issues often come to light that affect constructability or are critical to satisfying the project program. These may require changes to the project program or to the budget, or both. By the end of design development, the design drawings and specifications are sufficiently complete to establish and define the facility's size, function, configuration and spaces, the operation or use of equipment and the materials for all the principal building structures and systems. The probable cost of construction is updated. Permit applications are also developed during this phase.
- 4. Construction Document Phase – Complete and accurate drawings and specifications for bidding** **6 – 20 Months**

Construction documents are compiled from design development documents. They include all the drawings and specifications necessary to complete the project and are the basis of the bid documents and the construction contract. Permit applications have been submitted and are awaiting approval. A final estimate of probable construction cost is submitted with the final set of plans and specifications.
- 5. Bidding – Advertising/inviting contractors to submit a bid on the project and select a contractor** **2 – 4 Months**

When construction documents are complete, the project is ready to "put out for bid". The bid process is the method of selecting and hiring contractors. Qualified construction companies and subcontractors are provided with bid documents, which they use to determine the costs and prices for their bid package. The bid submissions are reviewed and accepted based on completeness of the bid package, compliance with the terms in the bid documents, construction suitability, and the bid cost. After all bids are received and reviewed, it is sometimes the case that all the submitted bid costs exceed the authorized project budget. For construction to proceed, either the project budget must be increased, or changes made to the scope or quality of the project.
- 6. Construction Administration – Answer questions, provide updates, and resolve problems** **6 – 24 Months**

The design team monitors and observes the construction to make sure the contractor is constructing the project per the plans and specifications, reviews and approves submittals and shop drawings for conformity to the plans and specifications, answer questions and resolves issues that develop on the site. Occupancy of a building can occur only when the project is substantially complete, and the fire marshal issues a certificate of occupancy. At the time of substantial completion, a variety of documents are produced or obtained that complete the construction documents. These include "as-builts", "record drawings", "markups", "closeouts", operations, and maintenance manuals, permits, warranties and other documents necessary to occupy and maintain the facility.

Summary Cost Allocation:	Approved Through FY '22	Current Year FY '23	Budget Year FY '24	Budget Year FY '25	Future Requirements			Totals
					FY '26	FY '27	FY '28 - FY '33	
Planning & Design, Outside Consultants	250	250	750	500	750	775	3,450	6,725
Site Acquisition								
Construction								
Fit-Up								
Total Appropriation for Fiscal Year(s)	250	250	750	500	750	775	3,450	6,255
Total Bonded Funds	250	250	500	500				
Total CECF (Cash Fund)								
Total On-Time General Fund to Cash Fund			250					

The project is currently in both the design and construction phase. Funding in this biennium should bring the project through construction.

As of December 15, 2022, the project has encumbered \$2,093,290 of the total appropriated funds.

Summary Cost Allocation:	Approved Through FY '22	Current Year FY '23	Budget Year FY '24	Budget Year FY '25	Future Requirements			Totals
					FY '26	FY '27	FY '28 - FY '33	
Planning & Design, Outside Consultants	500							500
Site Acquisition								
Construction		6,800	3,725	3,900				14,425
Fit-Up								
Total Appropriation for Fiscal Year(s)	500	6,800	3,725	3,900				14,925
Total Bonded Funds	500	6,800	3,725	3,900				
Total CECF (Cash Fund)								
Total On-Time General Fund to Cash Fund								

Summary Cost Allocation:	Approved Through FY '22	Current Year FY '23	Budget Year FY '24	Budget Year FY '25	Future Requirements			Totals
					FY '26	FY '27	FY '28 - FY '33	
Planning & Design, Outside Consultants	250	250	750	500	750	775	3,450	6,725
Site Acquisition								
Construction								
Fit-Up								
Total Appropriation for Fiscal Year(s)	250	250	750	500	750	775	3,450	6,255
Total Bonded Funds	250	250	500	500				
Total CECF (Cash Fund)								
Total On-Time General Fund to Cash Fund			250					

4. Montpelier – State House Heating Venting and Air Conditioning.....\$7,625,000

The 68,998 sq ft State House, constructed in 1858, houses the legislative branch functions with offices for governor, lieutenant governor, legislature, and Sergeant-at-Arms. The State House has undergone numerous renovations over the years. The air handling units (AHU) AHU-1 and AHU-2 serving the House chamber, AHU-3 serving the senate chamber, and AHU-6 serving the annex which contain the house committee rooms, were installed during the 1970 renovation. These units, which have an expected useful life of 20 years, are now 32 years past due for replacement. Two units, AHU-4 and AHU-5, serving the offices and committee rooms in the original 1858 building including the senate committee rooms, the lieutenant governor’s office, the governor’s ceremonial office, and the Cedar Creek room were installed in 1995 and are approaching the end of their expected life. AHU-7 and AHU-8, which serve the legislative council, speaker’s office, and cafeteria, were installed in 1987 and are 15 years beyond their expected useful life.

During the summer of 2018, with the record high temperatures and humidity, mold formed in the 20’s, 30’s and 40’s which necessitated a very expensive clean-up effort to prepare the spaces for the 2019 legislative session. Part of the reason is that the AHUs can cool the air, but do not have any capacity to dehumidify. The most common way to dehumidify the air is to sub-cool the air to wring the moisture out, then heat it back up to provide proper space temperature regulation. In a typical office building, the internal heat gains in the building (lights, people, computers, printers, copiers etc.) provide the necessary reheat to maintain a comfortable space temperature while adequately removing the moisture at the cooling coil in the AHU. The State House is virtually vacant during the hottest, most humid, times of the year and therefore lacks the necessary internal heat gains to properly control the humidity in the building. When the central heat plant is shut down for the summer, some other method to provide heat for controlling humidity is needed.

Occupancy of the building has increased significantly since most of these systems were installed. In addition, the amount of recommended ventilation has also increased over time. As such, the air handling systems no longer provide the recommended amount of ventilation. The scope of this project is to replace the AHUs, install a summertime boiler to remove the moisture from the cooled air, and increase the size of the ducts to facilitate the movement of greater ventilation throughout the building.



The project is currently in both the design and construction phase. Funding in this biennium should bring the project through construction.

As of December 15, 2022, the project has encumbered \$2,093,290 of the total appropriated funds.

Summary Cost Allocation:	Approved Through FY '22	Current Year FY '23	Budget Year FY '24	Budget Year FY '25	Future Requirements			Totals
					FY '26	FY '27	FY '28 - FY '33	
Planning & Design, Outside Consultants	500							500
Site Acquisition								
Construction		6,800	3,725	3,900				14,425
Fit-Up								
Total Appropriation for Fiscal Year(s)	500	6,800	3,725	3,900				14,925
Total Bonded Funds	500	6,800	3,725	3,900				
Total CECF (Cash Fund)								
Total On-Time General Fund to Cash Fund								

5. Newport – Orleans County Superior Court Replacement.....\$1,250,000

The Vermont Superior Court of Orleans County currently functions in two adjacent buildings, the Orleans County Courthouse (county owned) and the 21,854 sq ft Orleans County District Court and State Office Building (state owned). When completed in 1904, the District Court building housed all the federal facilities in Newport, including courts, post office, and customs offices. The building that now houses the Orleans County District Court is the tallest in Newport and encompasses more than 20,000 square feet. The Judicial Branch, Department of Corrections, and State’s Attorney occupy the state-owned building.

The existing buildings suffer from significant programmatic inadequacies and functional obsolescence. A mix of various court and state uses create a variety of conflicts and security challenges. The workspaces are outdated. Both buildings have significant accessibility, fire, and life safety issues. There is little separation between court functions, the public, SOV employees, detainees, and parolees. There are no separate, secure routes to the holding cell or from the cell to hearing or courtrooms

The scope of this project is to construct an Orleans County Courthouse to encompass the occupants of the current Newport Courthouse and the adjacent county courthouse. The planning and programming phase should be completed in the first quarter of 2023. BGS will issue an RFP seeking land that meets the programming requirements. The funding request for FY24 and FY25 is to complete a land purchase and design phase.



The project is currently in the planning phase. Funding in this biennium will be used to purchase land and should bring the project into the design phase.

As of December 15, 2022, the project has encumbered \$105,238 of the total appropriated funds.

Summary	Approved Through FY '22	Current Year FY '23	Budget Year FY '24	Budget Year FY '25	Future Requirements			Totals
					FY '26	FY '27	FY '28 - FY '33	
Cost Allocation:								
Planning & Design, Outside Consultants	500	525			1,500			2,525
Site Acquisition			750	500				1,250
Construction					10,500	12,022		22,522
Fit-Up								
Total Appropriation for Fiscal Year(s)	500	525	750	500	12,000	12,022		26,297
Total Bonded Funds	500	525						
Total CECF (Cash Funds)			750	500				
Total On-Time General Fund to Cash Fund								


6. St. Johnsbury – Northeast State Correctional Facility and Caledonia Community Work Camp Door Controls\$2,750,000

Correctional facilities need a door control system replacement and have been prioritized based on severity. This request covers the construction cost to replace the relay-based door control systems with a programmable logic controller (PLC)-based system utilizing touch-screen controls, integration of the existing intercom and camera systems into the touchscreen platform, and replacement of the existing perimeter intrusion detection systems on the secure perimeter fences with a system that will be connected to the touchscreens. This project will upgrade the state’s facilities to the current industry-standard technology, with a consistent platform across all upgraded facilities. This will be the third facility to receive this upgrade, the Northern State Correctional Facility has been completed and the Southern State Correctional Facilities is currently under construction.

The Door Control project requires the incarcerated individuals to vacate the living units while door renovations are taking place. During this time, BGS will perform deferred maintenance in the living units. Examples of deferred maintenance are the replacement detention grade windows in Bravo, Charlie, and Delta Units. The open/close function on the existing windows has failed. Currently the maintenance staff must screw shut the windows every fall and then opened them up again in the late spring. Depending on the weather sometimes this is done several times in a year. The building also has interior windows that are cracked and scratched that need replacing. The Bathroom in Booking and the showers in Bravo, Charlie, Delta, Echo, and Foxtrot Units all need to be updated.

Construction will be extremely disruptive to the operation of the facilities and will require the relocation of incarcerated individuals when work is being completed in living areas. This request is for funds to design and construct the new door control system and includes off-site housing costs for inmates when work is taking place in the living units, DOC operational costs to devote two officers to construction duty during the project, and full-time Clerk of the Works expenses.

The Proposed project schedule has the design for the NERCF, CCWC being completed in FY2023 into the beginning of FY2024. Construction at NERCF and CCWC would begin during the final months of FY2024 and carry forward through FY2025.



The project is currently in the design phase. Funding in this biennium should bring the project through construction completion.

Summary Cost Allocation:	Approved Through FY '22	Current Year FY '23	Budget Year FY '24	Budget Year FY '25	Future Requirements			Totals
					FY '26	FY '27	FY '28 - FY '33	
Planning & Design, Outside Consultants		670						670
Site Acquisition								
Construction			1,000	1,750				2,750
Fit-Up								
Total Appropriation for Fiscal Year(s)		670	1,000	1,750				3,420
Total Bonded Funds		670	1,000	1,750				
Total CECF (Cash Funds)								
Total On-Time General Fund to Cash Fund								

7. Montpelier – 120 State Street Steam Lines, Interior Renovation \$3,000,000

This is the final phase of a multiphase, multiyear project. This project will replace the existing patchwork of Heating, Venting, and Air Conditioning (HVAC) systems throughout the 76,103 sq ft, five-story, client-service building which is currently operating primarily on a steam system dating back to the original construction just after World War II, roughly 80 years ago.

All existing steam and condensate lines are beyond their original design life of 40 years and have begun to leak. To date, BGS has been able to manage leaks in the steam pipes. However, as the pipes continue to deteriorate at an increasing rate over time, there is an increasing risk to the health and safety of building occupants through potential mold growth and emergency relocation of staff. This situation would be very expensive and disruptive to government operations.




The proposed project will allow BGS to properly phase the work and accommodate staff with one to two floors under renovation at one time. Disruption will be reduced by abandoning the existing steam and condensate lines and leaving them in place. The steam heat will be converted into hot water, which provides more localized control of the heat reducing energy cost. A new HVAC system will be installed to provide fresh air to meet present day standards and eliminate the window air conditioners and other less efficient air conditioning systems. BGS will leverage the opportunity to bring the building up to current building codes and address the aging or nonexistent building systems such as fire alarms, fire suppression, lighting/electrical improvements, provide outside air throughout the building, and various energy upgrades. The project includes relocation and move costs for some offices and internal office moves during construction.

The project is currently in the planning phase. Funding in this biennium should bring the project to construction.

10. Statewide – Stormwater\$3,000,000

The three-acre sites owned by BGS in the Lake Champlain and Memphremagog watersheds do not meet the requirements in the Vermont Clean Water Act; not having an operational stormwater permit or permitted to standards in place prior to the 2002 Stormwater Management Manual. BGS has eight sites to mitigate: Central Services in Middlesex, Capital Complex in Montpelier, Department of Labor in Montpelier, Northern State Correctional Facility in Newport, Robert H. Wood Jr. Criminal Justice and Fire Service Training Center of Vermont in Pittsford, Northwest State Correctional Facility in St. Albans, Northland Job Corps in Vergennes, Waterbury State Office Complex, Waterbury. This project will entail the study, design, permitting, and construction of new or upgraded stormwater treatment infrastructure in order to comply with the Vermont Clean Water Act of 2015.



The project is currently in the planning phase. Funding in this biennium should bring the project into the construction phase.

Summary	Approved Through FY '22	Current Year FY '23	Budget Year FY '24	Budget Year FY '25	Future Requirements			Totals
					FY '26	FY '27	FY '28 -FY '33	
Cost Allocation:								
Planning & Design, Outside Consultants		600						600
Site Acquisition								
Construction			1,500	1,500	3,000	3,000	1,000	10,000
Fit-Up								
Total Appropriation for Fiscal Year(s)		600	1,500	1,500	3,000	3,000	1,000	10,600
Total Bonded Funds			1,500	1,500				
Total ARPA Funds		600						
Total On-Time General Fund to Cash Fund								

8. Brattleboro – Courthouse Roof Replacement..... \$2,750,000

The 20,136 sq ft Brattleboro Courthouse is critical to court operations in the Windham County region. The complex roof system has reached the end of its useful life and is showing signs of accelerated deterioration with the development of several known water leaks. Water leaks allow for water infiltration which may result in water damage and mold growth compromising the health of the building occupants. BGS has continued to maintain and patch the roof to prevent water infiltration, but the leaks are occurring more frequently and have become more widespread which is an indicator that the roof requires replacement. The primary objective of this project is to remove the existing roofing materials and design a replacement roof which includes two entry points that will be added for maintenance access to the roof drains located on the northern flat roofs. This improved maintenance access will help to ensure a longer life for the new installation. Additional insulation and energy efficiency improvements will also be considered as part of the project.




The project is currently in the planning phase. Funding in this biennium should bring the project through construction.

Summary	Approved Through FY '22	Current Year FY '23	Budget Year FY '24	Budget Year FY '25	Future Requirements			Totals
					FY '26	FY '27	FY '28 -FY '33	
Cost Allocation:								
Planning & Design, Outside Consultants		100						100
Site Acquisition								
Construction			2,750					2,750
Fit-Up								
Total Appropriation for Fiscal Year(s)		100	2,750					2,850
Total Bonded Funds		100	2,750					
Total CECF (Cash Funds)								
Total On-Time General Fund to Cash Fund								

9. Burlington – 32 Cherry Street Parking Garage Repairs..... \$2,435,000

In addition to providing Judiciary functions, the 170,917 sq ft, 4-story Costello Courthouse in Burlington provides space for the Agency of Human Services, the Attorney General Office, and the State’s Attorney Office. The garage, originally constructed in 1968 with an addition in 1992, consists of one-and-a-half floors below grade with the capacity for 78 parking spaces. In 2020, BGS hired a firm to assess the condition and structural integrity of the garage.

Findings from the report indicate bond failure between the concrete and the steel reinforcing bars due to high chloride contamination (road salt). Anything containing chlorides or is mildly acidic will attack and break down the bonds holding the concrete together. The report recommends removal of the unsound concrete, repair and/or replacement of full depth concrete slab, and concrete beam and column repair.




Parking garages in this region are particularly vulnerable to the effects of studded tires and road salt and require an unusually large amount of maintenance and repair. The scope of this project is to make the recommended repairs and renovations to the parking garage.

The project is currently in the planning phase. Funding in this biennium should bring the project to the construction phase.

Summary	Approved Through FY '22	Current Year FY '23	Budget Year FY '24	Budget Year FY '25	Future Requirements			Totals
					FY '26	FY '27	FY '28 -FY '33	
Planning & Design, Outside Consultants		273						273
Site Acquisition								
Construction		292	135	2,300	255			2,982
Fit-Up								
Total Appropriation for Fiscal Year(s)		565	135	2,300	255			3,255
Total Bonded Funds		565						
Total CECF (Cash Funds)			135	2,300				
Total On-Time General Fund to Cash Fund								

10. Statewide – Stormwater\$3,000,000

The three-acre sites owned by BGS in the Lake Champlain and Memphremagog watersheds do not meet the requirements in the Vermont Clean Water Act; not having an operational stormwater permit or permitted to standards in place prior to the 2002 Stormwater Management Manual. BGS has eight sites to mitigate: Central Services in Middlesex, Capital Complex in Montpelier, Department of Labor in Montpelier, Northern State Correctional Facility in Newport, Robert H. Wood Jr. Criminal Justice and Fire Service Training Center of Vermont in Pittsford, Northwest State Correctional Facility in St. Albans, Northland Job Corps in Vergennes, Waterbury State Office Complex, Waterbury. This project will entail the study, design, permitting, and construction of new or upgraded stormwater treatment infrastructure in order to comply with the Vermont Clean Water Act of 2015.



The project is currently in the planning phase. Funding in this biennium should bring the project into the construction phase.

Summary	Approved Through FY '22	Current Year FY '23	Budget Year FY '24	Budget Year FY '25	Future Requirements			Totals
					FY '26	FY '27	FY '28 -FY '33	
Cost Allocation:								
Planning & Design, Outside Consultants		600						600
Site Acquisition								
Construction			1,500	1,500	3,000	3,000	1,000	10,000
Fit-Up								
Total Appropriation for Fiscal Year(s)		600	1,500	1,500	3,000	3,000	1,000	10,600
Total Bonded Funds			1,500	1,500				
Total ARPA Funds		600						
Total On-Time General Fund to Cash Fund								

11. Montpelier – 111 State Street Stack Area Renovation, HVAC Upgrade, Elevator Replacement..... 1,000,000

111 State Street, also known as the Supreme Court, originally constructed in 1918 and 109 State Street, reconstructed in 1971, are joined by a connector built in 1986. The Department of Libraries vacated the connector and stack area in 111 State Street in 2018. In addition to their intended use to hold library books, the stacks also provide structural support to the building.

Currently, the Judicial Branch occupies 5,000 sq ft of leased space at 112 State Street to house administrative staff. The intent of this project is to renovate the stack area to create two floors of office space for the Judicial Branch, collocate all Judicial Branch into 111 State Street, and relinquish the leased space at 112 State Street.

In addition, the elevator located in the Supreme Court is antiquated, grossly undersized, does not meet current ADA standards, and is challenging to maintain as replacement parts are becoming harder to source. As part of this project, the elevator will be replaced with one that meets current ADA standards making the building more accessible to staff, visitors, and Vermonters.

Finally, several bathrooms in 111 State Street will be renovated to bring them up to current building codes. Ancillary work will include associated modifications to building systems including the heating, venting, and air conditioning system in the stack area and energy efficiency upgrades.



The project is currently in the planning phase. Funding in this biennium should bring the project to the construction phase.

As of December 15, 2022, the project has encumbered \$104,565.00 of the total appropriated funds.

Summary	Approved Through FY '22	Current Year FY '23	Budget Year FY '24	Budget Year FY '25	Future Requirements			Totals
					FY '26	FY '27	FY '28 - FY '33	
Cost Allocation:								
Planning & Design, Outside Consultants		158		1,000				1,158
Site Acquisition								
Construction					3,500	4,500	4,500	12,500
Fit-Up								
Total Appropriation for Fiscal Year(s)		158		1,000	3,500	4,500	4,500	13,658
Total Bonded Funds		158						
Total CECF (Cash Funds)				1,000				
Total On-Time General Fund to Cash Fund								

12. White River Junction- Windsor District Court House Renovations..... \$6,000,000

The 26,225 sq ft Windsor District Courthouse, occupied by the Judicial Branch, was constructed in 1987. The Air Handling Units (AHUs) are well beyond their service life and need to be replaced.

In addition, the entrance to the courthouse is inefficient and lacks adequate space and flow for secure access into and out of the building. Site work also needs to be addressed such as uneven walkways and a slope failure along the Connecticut River. The scope of this project includes a renovation and addition to the existing Windsor Courthouse. The addition will be approximately 2,220 sq ft. The addition will provide a vestibule, ADA upgrades, and additional space for security in the building entrance to efficiently move people into the courthouse.

The project will also replace the AHUs as well as other end of life building interior finishes. Sitework includes repair the sidewalk, parking lot, and slope failure. The project also includes the cost to temporarily relocate court functions.



The project is currently in the Design Phase. Funding in this biennium should bring the project to Planning Phase.

As of December 15, 2022, the project has encumbered \$300,000 of the total appropriated funds.

Summary	Approved Through FY '22	Current Year FY '23	Budget Year FY '24	Budget Year FY '25	Future Requirements			Totals
					FY '26	FY '27	FY '28 - FY '33	
Cost Allocation:								
Planning & Design, Outside Consultants	300	200						500
Site Acquisition								
Construction		1,300	2,000	4,000	4,500			11,800
Fit-Up								
Total Appropriation for Fiscal Year(s)	300	1,500	2,000	4,000	4,500			12,300
Total Bonded Funds	300	1,500	2,000	4,000				
Total CECF (Cash Funds)								
Total On-Time General Fund to Cash Fund								

13. 133 State Street Montpelier- Renovations Legislature IT..... \$200,000

The six floor, 98,924 sq ft office building houses the Department of Tax, Department of Buildings and General Services, and the Legislative Branch. Following the move of the Agency of Digital Services (ADS) from 133 State Street to leased space, the first floor ADS server room became vacant in 2019. The project consists of the renovation of the former Agency of Digital Services (ADS) mainframe server room to convert the space into offices for Legislative Information Technology staff.

The 4,000 sq ft first-floor data center space is a prime location and includes historic arched windows as well as a proximity to the statehouse and windows overlooking the State House lawn. The renovation will consolidate existing ADS networks into a small room, demolish the raised floor, and create a server room, offices, and support spaces. The existing Heating, Venting, and Air Conditioning (HVAC) systems and building systems will be extended to this area of the first floor.



The project is currently in the design development phase. Funding in this biennium should bring the project to construction completion.

As of December 15, 2022, the project has encumbered \$92,195.48 of the total appropriated funds

Summary	Approved Through FY '22	Current Year FY '23	Budget Year FY '24	Budget Year FY '25	Future Requirements			Totals
					FY '26	FY '27	FY '28 - FY '33	
Cost Allocation:								
Planning & Design, Outside Consultants	100							100
Site Acquisition								
Construction	600	1,400						2,000
Fit-Up			200					200
Total Appropriation for Fiscal Year(s)	700	1,400	200					2,300
Total Bonded Funds	700	1,400	200					
Total CECF (Cash Funds)								
Total On-Time General Fund to Cash Fund								

14. Newport – Northern State Correctional Facility Boiler Replacement.....\$4,125,000

The Northern State Correctional Facility was constructed in 1993 and has a current capacity of over 400 beds. The boilers are original to the facility and at the end of their useful life. The chunk wood boiler on the system is loaded manually by a resident under supervision by a Correctional Officer. On days when temperatures are below 30 degrees Fahrenheit the Vermont Correctional Industry’s (VCI) spray booth in the woodshop has to shut down because the boilers are not capable of heating the amount of fresh air required for the spray booth. Finding residents to feed the chunk wood boilers 24/7 is becoming difficult and it requires a Correctional Office to provide oversight. The new system will be more efficient and capable of supporting the entire facility under all conditions without resident labor or Correctional Officer oversight.



The project is currently in the planning phase. Funding in this biennium should bring the project to construction.


Summary Cost Allocation:	Approved Through FY '22	Current Year FY '23	Budget Year FY '24	Budget Year FY '25	Future Requirements			Totals
					FY '26	FY '27	FY '28 - FY '33	
Planning & Design, Outside Consultants			600					600
Site Acquisition								
Construction				3,525	1,975			4,900
Fit-Up								
Total Appropriation for Fiscal Year(s)			600	3,525	1,975			6,100
Total Bonded Funds				3,525				
Total CECF (Cash Funds)			600					
Total On-Time General Fund to Cash Fund								

15. Barre – McFarland Roof Replacement and Brick Façade Repairs \$1,700,000

The 55,010 sq ft, 4-story, client-service McFarland State Office Building was built in 1915 with two additions constructed in 1933 and 1948. The State of Vermont purchased and renovated the former hospital building in 2001. The building houses the Agency of Human Services, Agency of Natural Resources, and Vermont Department of Labor.

The roof, brick façade, and penthouse wall panels have exceeded their design life and need to be repaired/replaced. There are numerous roof leaks due to the failing roof membrane. If not addressed in a timely manner, these building leaks can result in negative health and safety impacts to the building occupants. Energy upgrades will include additional insulation to meet the current Energy Code. The brick façade and parapets need to be repointed due to water infiltration which has deteriorated the brick parapet façade and coping caps. The penthouse panels were made of thin gauge metal sheeting adhered to a plywood backing. The metal panels and the trim fasteners that secure each panel together have failed and need to be replaced.

The scope of work also includes repair of any water damage due to the leaking roof, repainting the wood windows, repairing wood rafters, trim, and any wooden balusters that have rotted.



The project is currently in the design development phase. Funding in this biennium should bring the project to construction completion.

Summary	Approved Through FY '22	Current Year FY '23	Budget Year FY '24	Budget Year FY '25	Future Requirements			Totals
					FY '26	FY '27	FY '28 - FY '33	
Cost Allocation:								
Planning & Design, Outside Consultants								
Site Acquisition								
Construction			1,700					1,700
Fit-Up								
Total Appropriation for Fiscal Year(s)			1,700					1,700
Total Bonded Funds			1,700					
Total CECF (Cash Funds)								
Total On-Time General Fund to Cash Fund								

16. St. Albans – Northwest State Correctional Facility
Roof Replacement\$1,300,000

Originally constructed in 1969, the 223,209 sq ft Northwest State Correctional Facility has seen many renovations and expansions over the decades. With a current capacity of about 250 beds, the roofs of many of the buildings onsite are at or beyond end of life and leaks are developing which, in some cases, have caused damage to the interior of buildings and presents a potential threat to safe operation of the facility and negative health impacts to the building occupants.

The scope of this project includes major repair and replacement of roofs throughout the facility including E-Wing, D-Wing, kitchen, and administration asphalt shingled roofs, replacement of one ballast roof over old infirmary, improvement of roof insulation to meet current energy code, repair of the brick in the great wall and its cap, repair of the brick wall between the gymnasium and old maintenance shop roofs, repair of the generator building roof, repair of the wood shop standing seam roof and interior damage, and repair of the hedge house roof between the two greenhouses.



The project is currently in the design phase. Funding in this biennium should bring the project to construction completion.

Summary Cost Allocation:	Approved Through FY '22	Current Year FY '23	Budget Year FY '24	Budget Year FY '25	Future Requirements			Totals
					FY '26	FY '27	FY '28 - FY '33	
Planning & Design, Outside Consultants								
Site Acquisition								
Construction			1,300					1,300
Fit-Up								
Total Appropriation for Fiscal Year(s)			1,300					1,300
Total Bonded Funds			1,300					
Total CECF (Cash Funds)								
Total On-Time General Fund to Cash Fund								

17. Middlesex – Central Services Roof Replacement\$1,000,000

The Central Services complex in Middlesex houses the Vermont State Archives and Records Administration and BGS Print/Postal operations. The current copper roof 16,721 sq ft, of the total 54,349 sq ft of roof has persistent leaks.

The operations and contents of this structure are essential to the functioning of state government and any water intrusion could potentially cause catastrophic damage to our historic records and operations like distribution of tax bills and vehicle registrations. One roof section is over print and postal equipment (equipment costs range up to \$600k each). The leaks are in various unpredictable locations.

The roof material is beyond repair and subject to leaks because of pinholes, ponding, low slope, and the flammable insulation below the roof prevents soldering among other technical issues. The scope of this project includes replacing the roof with a membrane updated to energy code with associated structural requirements and snow guards. Design is anticipated to be completed in October of 2023 and construction is anticipated to be completed in July of 2024.



The project is currently in the design phase. Funding in this biennium should bring the project to construction completion.

Summary	Approved Through FY '22	Current Year FY '23	Budget Year FY '24	Budget Year FY '25	Future Requirements			Totals
					FY '26	FY '27	FY '28 - FY '33	
Cost Allocation:								
Planning & Design, Outside Consultants								
Site Acquisition								
Construction			1,000					1,000
Fit-Up								
Total Appropriation for Fiscal Year(s)			1,000					1,000
Total Bonded Funds			1,000					
Total CECF (Cash Funds)								
Total On-Time General Fund to Cash Fund								

18. Statewide – R22 Refrigerant Phase Out\$1,300,000

This project will replace the existing Heating, Venting, and Air Conditioning (HVAC) systems throughout the state that still use ozone depleting R22 refrigerant. The national plan to eliminate R22 has been rolled out in phases, the most recent of which occurred in 2020, when production of R22 was halted, continued use would only be from recycled and stockpiled quantities.

R22 is no longer produced or imported into the United States, but still exists inside some older HVAC units. Currently we have R22 in 38 BGS buildings across the state, of which there are 103 units consisting of Air Handling Unit’s (AHU’s), chillers, condensers, split units, Liebert units, rooftop units, and 221 heat pumps that all need to be replaced.

Some of these units are still in good condition but many are not and are well beyond their useful life expectancy. BGS cannot replace the refrigerant to another type since most older systems are not compatible with newer refrigerant. This project will involve changing all the units and associated refrigerant piping and connections and reconfigurations.



The project is currently in the planning phase. Funding in this biennium should bring the project to design and some construction

Summary Cost Allocation:	Approved Through FY '22	Current Year FY '23	Budget Year FY '24	Budget Year FY '25	Future Requirements			Totals
					FY '26	FY '27	FY '28 - FY '33	
Planning & Design, Outside Consultants			100	200	500	100		900
Site Acquisition								
Construction			200	800	2,500	1,789		5,289
Fit-Up								
Total Appropriation for Fiscal Year(s)			300	1,000	3,000	1,889		6,189
Total Bonded Funds			300	1,000				
Total CECF (Cash Funds)								
Total On-Time General Fund to Cash Fund								

19. Middlesex – Master Plan, Design and Decommissioning MTCR..... \$750,000

The Middlesex Campus currently houses the Vermont State Archives and Records Administration (VSARA), BGS Print/Postal services, the temporary Middlesex Therapeutic Community Residence (MTCR) and, until recently, the Middlesex Field Station.

MTCR, erected in 2012, will be retired from service when the new Recovery Residence comes online in Essex. MTCR has been in service much longer than anticipated and is showing signs of significant deterioration. In addition, the site has poor drainage and is difficult to maintain. It does not have a permanent foundation and, as such, is subject to frost and moisture issues that require constant repairs to the structure, ramps, and fencing.

The now vacant Middlesex Field Station in the center of the complex was originally built in the 1960's as a school. It was subsequently converted into a field station for the Vermont State Police in 1971.

Finally, there are security and confidentiality concerns with Print and Postal and VSARA sharing the same main entry into their facilities. To develop a master plan for the site and identify potential alternative uses for the site, BGS is in the process of hiring an architecture firm to begin the programming and planning process. The scope of this request includes funding to decommission MTCR and restore the site as well as advancing the planning and programming study into design. Planning, programming, and alternatives analysis will be complete on or before September 2023.



The project is currently in the planning phase. Funding in this biennium should bring the project to completion of construction.

Summary	Approved Through FY '22	Current Year FY '23	Budget Year FY '24	Budget Year FY '25	Future Requirements			Totals
					FY '26	FY '27	FY '28 - FY '33	
Cost Allocation:								
Planning & Design, Outside Consultants			150					150
Site Acquisition								
Construction				600				600
Fit-Up								
Total Appropriation for Fiscal Year(s)			150	600				750
Total Bonded Funds				600				
Total CECF (Cash Funds)			150					
Total On-Time General Fund to Cash Fund								

ELIZABETH A. PEARCE
STATE TREASURER



UNCLAIMED PROPERTY DIVISION
TEL: (802) 828-2407

RETIREMENT DIVISION
TEL: (802) 828-2305
FAX: (802) 828-5182

ACCOUNTING DIVISION
TEL: (802) 828-2301
FAX: (802) 828-2884

STATE OF VERMONT
OFFICE OF THE STATE TREASURER

TO: Governor Phil Scott
Kristin Clouser, Secretary of Administration
Jill Krowinski, Speaker of the House of Representatives
Becca Balint, Senate President Pro Tempore
Alice Emmons, Chair, House Committee on Corrections and Institutions
Joe Benning, Chair, Senate Committee on Institutions
Catherine Benham and Members, Joint Fiscal Committee

FROM: Beth Pearce, Vermont State Treasurer

DATE: September 30, 2022

RE: **Interim** Capital Debt Affordability Advisory Committee Report for 2022

Pursuant to 32 V.S.A. §1001, I am submitting an interim report on behalf of the Capital Debt Affordability Advisory Committee (“Committee” or “CDAAC”). This is an interim report necessitated by the later than usual publication of the Moody’s Investors Service debt medians, which is the major consideration used to form the basis of the debt guidelines used by the State to measure and recommend affordability.

CDAAC and the State have employed conservative debt load guidelines that are consistent with the metrics that the rating agencies use to measure debt burden. The guidelines include:

- Debt Per Capita;
- Debt as a Percentage of Personal Income; and
- Debt Service as a Percentage of Revenues.

While we continue to evaluate and look to include additional criteria, the Moody’s report is a critical element in developing state median and peer group analysis. The Moody’s report was completed later than expected due to some changes in methodology and an expanding focus, incorporating pension and OPEB liabilities. While we believe this expanded publication will be very useful in many analyses conducted by the State, publication was delayed to September of this year, leaving insufficient time to produce the customary CDAAC projection models.

The Committee plans to continue its work over the next month and make its recommendation as to the next biennium’s net-tax supported debt authorization in October. The CDAAC, in the interim, states the following:

- 1) With the exception of the most recent biennium, the CDAAC has recommended reductions in the amount of debt authorizations since 2016. Recommended authorizations, which have been adopted by the Governor and the General Assembly have been reduced by 23% since 2015, significantly higher when adjusted for inflation. For the FY 2022-2023 biennium, CDAAC did not recommend a decrease in the debt authorization due to the unprecedented economic repercussions from the COVID-19 pandemic. The voting members of the committee, with some exceptions, believe we should continue to reduce the debt authorization, however, this has yet to be fully evaluated in light of recent conditions and related output from the CDAAC projection models.
- 2) Steps toward the CDAAC's recommended Pay-Go model were taken by the General Assembly with the establishment of the Capital Expenditure Cash Fund (32 V.S.A. § 1001b). Funds were appropriated for the purposes of this fund as follows:
 - a. \$20,000,000 was appropriated to the State Treasurer's Office and used for redeeming State of Vermont general obligation bonds prior to maturity. Beginning in fiscal year 2024, an amount equal to the reduction in payments for debt service required resulting from any redemption will be transferred and reserved in the Capital Expenditure Cash Fund, and
 - b. \$25,000,000 from unreserved and undesignated funds.

The General Assembly has requested the Secretary of Administration, with the assistance of the Treasurer and the Joint Fiscal Office, make recommendations as to the funding and use of the funds. CDACC will also make recommendations as to how this fund should be integrated into the CDAAC recommendation process.


- 3) The CDAAC has identified significantly higher than usual levels of State "authorized but unissued debt" and is in the process of reviewing its impact on prudent levels of future debt authorization. Recommendations will be included in the final report.
- 4) The CDAAC will also address concerns over competing capital projects from available federal and local infrastructure funds, as they will likely impact labor and materials availability and supply chain issues, potentially increasing costs and/or delaying project timelines.
- 5) The CDAAC will also address concerns over the impact inflation and project cost overruns may have on existing and future authorizations.

21. Montpelier – 133-109 State Street Tunnel Waterproofing and Aiken Avenue Reconstruction \$250,000

An underground service tunnel, constructed in 1978, connects several buildings in the Capitol Complex including 133 State Street, 6 Baldwin, and 109 and 111 State Street. Over the years, water and salt has begun to seep into the tunnel, an indication it needs to be sealed. In addition, BGS owns and maintains Aiken Avenue.

Due to age, wear, and degradation from natural elements, the pavement is cracking allowing for water to infiltrate into the subbase which if not addressed in a timely manner will result in frost heaves during winter months.

The scope of this project includes complete reconstruction of Aiken Avenue including sidewalks, parking, travel way, underground utilities, and waterproofing of the 133-109 tunnel.



The project is currently in the planning phase. Funding in this biennium should bring the project to completion of construction documents.

Summary	Approved Through FY '22	Current Year FY '23	Budget Year FY '24	Budget Year FY '25	Future Requirements			Totals
					FY '26	FY '27	FY '28 - FY '33	
Cost Allocation:								
Planning & Design, Outside Consultants				80				
Site Acquisition								
Construction				170				
Fit-Up								
Total Appropriation for Fiscal Year(s)				250				
Total Bonded Funds								
Total CECF (Cash Funds)				250				
Total On-Time General Fund to Cash Fund								

22. Montpelier – State House Replacement of Historic Interior Finishes..... \$100,000

The Vermont State House is one of the most heavily visited museums in the state with over 150,000 Vermonters, schoolchildren and tourists coming through its doors per year. With a newly resplendent golden dome, surmounted by a new statue of Agriculture, it will undoubtedly attract even more visitors in coming years. All that traffic, particularly during the legislative session in winter and spring, takes a toll on the most ephemeral elements of the late 20th century interior restoration of the State House, and this appropriation will provide the next step toward ensuring that carpets, draperies, upholstery, and other interior finishes keep pace, as time goes on, with their necessary ongoing replacement and repair.

Today’s State House was carefully restored to its mid-19th century appearance from the early 1980’s through 2000, with painstaking study of old photographs and inventories informing the replication of carpets, draperies, and upholstery with many of the same materials from 140 years earlier. Now many of these materials have degraded due to heavy use, and if we are to keep the authentic interiors of the State House intact, a cycle of replacement and ongoing repair must continue.

We request funding to continue work to replace existing worn interior finishes; prioritizing replacing carpets and drapery in the Governor’s Ceremonial Office, the Vestibule near the Governor’s Ceremonial Office, the Hall of Flags, the Cedar Creek Room, the Senate Secretary’s Office, and the House and Senate chambers.



Summary	Approved Through FY '22	Current Year FY '23	Budget Year FY '24	Budget Year FY '25	Future Requirements			Totals
					FY '26	FY '27	FY '28 - FY '33	
Cost Allocation:								
Planning & Design, Outside Consultants								
Site Acquisition								
Construction								
Fit-Up	50	55	50	50	55	55	380	695
Total Appropriation for Fiscal Year(s)	50	55	50	50	55	55	380	695
Total Bonded Funds	50	55						
Total CECF (Cash Funds)			50	50				
Total On-Time General Fund to Cash Fund								

23. Electric Vehicle Charging Stations for State Buildings.....\$1,000,000

In 2019, BGS began a strategic planning effort to support the growing need for electrical vehicles supply equipment (EVSE) and workplace charging at office buildings under the jurisdiction of BGS. Our goal is to lead by example by implementing effective climate change mitigation efforts. Currently, BGS has installed thirty-four stations, however, additional stations will be required to meet demand. Based on market trends and SOV employee input, BGS is expected to see a significant increase in the adoption of electrical vehicles (EVs) by state employees commuting to state facilities in the next three years. To support this effort, the BGS is seeking \$1M in funding to install EVSE stations at state office buildings throughout the state. They will be strategically sited in areas lacking EVSE infrastructure and will be available for both state employees and the public.



Summary	Approved Through FY '22	Current Year FY '23	Budget Year FY '24	Budget Year FY '25	Future Requirements			Totals
					FY '26	FY '27	FY '28 - FY '33	
Cost Allocation:								
Planning & Design, Outside Consultants			200					200
Site Acquisition								
Construction			800					800
Fit-Up								
Total Appropriation for Fiscal Year(s)			1,000					1,000
Total Bonded Funds								
Total CECF (Cash Funds)								
Total One-Time General Fund to Cash Fund			1,000					

24. Bennington Battle Monument Fencing..... \$500,000

The Bennington Battle Monument is a significant landmark in Vermont, rising 306 feet as the second tallest unreinforced masonry building in the United States. (The Washington Monument is the tallest in the world).

The monument needs extensive repairs and access to the site needs to be limited to accommodate the specialized scaffolding required to perform the renovations over time.

To best restore the monument, as 100 years of evaluations have suggested, the process should be continuous and coordinated, involving the same team of experts. Traditionally, repairs have been deferred due to high estimated pricing and the exceptional scopes of work, resulting in minimal patches that have instead exacerbated the deterioration.

The evaluation team presently contracted includes nationally recognized experts in their specific fields; many have worked on the recent preservation of the Washington Monument and it is critical that the site is secure in order for them to perform their work.



Summary	Approved Through FY '22	Current Year FY '23	Budget Year FY '24	Budget Year FY '25	Future Requirements			Totals
					FY '26	FY '27	FY '28 - FY '33	
Cost Allocation:								
Planning & Design, Outside Consultants								
Site Acquisition								
Construction			500					
Fit-Up								
Total Appropriation for Fiscal Year(s)			500					

Total Request for FY 2024	\$31,410,000
Total Request for FY 2025	\$31,875,000
Total Request for Section 1 FY 2024 and FY 2025	\$63,285,000

Agency of Human Services

SECTION 2

AGENCY OF HUMAN SERVICES

SEC. 2 APPROPRIATIONS: AGENCY OF HUMAN SERVICES

The sum of \$19,600,000 is the total amount requested for fiscal years 2024 and 2025 to be appropriated to the Department of Buildings and General Services on behalf of the Agency of Human Services. The Commissioner is authorized to direct funds appropriated in this Section to the projects contained in this Section; the individual allocations in this Section are estimates only.

1. St. Albans Northwest State Correctional Facility Booking Expansion..... \$3,100,000

Since acquiring Chittenden County male lodgings, the Northwest State Correctional Facility (NWSCF) in St. Albans Town, has seen an increase of intakes and booking traffic by approximately 75%. The current booking area has capacity to hold 7 incarcerated individuals (I/I) but often has as many as 20 incarcerated I/I awaiting processing. Managing this over capacity poses significant life-safety issues for those incarcerated and for NWSCF staff causing potential for significant legal liability for the State.

The renovation will create a safer, more secure, and better equipped space for I/I entering this facility. The project will also enhance the safety of our staff and provide needed resources for a more functional workspace. We anticipate the long-term fiscal impact to be minimal and limited to an increased square footage of the new administrative building and associated utility costs for the new space.

The plan and cost estimate includes a new administrative building (60' x 32') on the existing property and renovation of the current space to create the new booking area. The department has identified changes to the existing plans and a small increase in square footage need (Est 60' x 40'), that would be necessary since the installation of the body scanner equipment, a more secure armory, and small conference space were identified after the original plans were estimated.

Summary Cost Allocation:	Approved Through FY '22	Current Year FY '23	Budget Year FY '24	Budget Year FY '25	Future Requirements			Totals
					FY '26	FY '27	FY '28 - FY '33	
Planning & Design, Outside Consultants			300					300
Site Acquisition								
Construction			300	2,500				2,800
Fit-Up								
Total Appropriation for Fiscal Year(s)			600	2,500				3,100
Total Bonded Funds				2,500				
Total CECF (Cash Funds)			600					

2. Youth Inpatient BedsGeneral Fund

This project will fund the construction and start up cost of a 10-12 inpatient mental health unit for adolescents ages 12-17 at Southern Vermont Medical Center. The mental health inpatient program will stabilize the adolescent, provide immediate treatment, create connectivity and continuity to outpatient mental health support services, and as quickly as reasonably possible return the patient to residential or home-based care. SVMC’s mental health inpatient unit will admit and treat both voluntary and involuntary adolescents that meet criteria for need. Success of the service will depend upon strong partnerships and sustainability will require supportive state funding.

3. Department of Corrections Women’s Reentry Facility.....\$15,500,000

The Vermont Department of Corrections in partnership with Buildings and General Services is currently in phase II of an ongoing feasibility study regarding programming, design, and potential construction of both a new secure women’s correctional facility as well as a women’s re-entry facility. The current condition of the existing women’s facility in concert with ongoing deferred major maintenance costs and limited availability of program space necessitates the construction of these facilities. The next phase of this project includes selection of a parcel of land in which to site the new facilities as well as continued design planning for the next two (2) years.

The long-term goal and priority of this project is the design and construction of a safer, trauma informed and gender responsive correctional and re-entry facility for the incarcerated women’s population. This project will enhance the safety of our current population, provide the ability to offer enhanced trauma informed programming, provide enhance educational and vocational skill development, and better prepare the population for successful reintegration into their communities. We anticipate the long-term fiscal impact to be minimal with reduced maintenance and staff costs as well as reduced energy costs.

In this current phase includes site selection and ongoing design work over the next two years. Once design work is completed, we will issue another planning narrative that reflects building, permit, and funding needs for the remainder of the project. Cost estimates will continue to develop as each phase moves forward and the department will update the 10-year plan each year until project completion.

The balance of the funding will be the first step toward accumulating sufficient bonding authority to go to construction.

Summary Cost Allocation:	Approved Through FY '22	Current Year FY '23	Budget Year FY '24	Budget Year FY '25	Future Requirements			Totals
					FY '26	FY '27	FY '28 - FY '33	
Planning & Design, Outside Consultants	500	1,000	1,500	2,000				5,000
Site Acquisition								
Construction				12,000	20,000	25,000	17,000	74,000
Fit-Up								
Total Appropriation for Fiscal Year(s)	500	1,000	1,500	14,000	20,000	25,000	17,000	77,000
Total Bonded Funds	500	1,000		14,000				
Total CECF (Cash Funds)			1,500					

4. Department of Children and Families – Short-Term Secure Stabilization Facility \$1,000,000

The Department for Children and Family Services' (DCF) identified in the December 2022 Act 160 report, that DCF has no capacity to house and support juveniles in a hardware-secured, in-state facility. The report provides a framework to bolster the system of care and recognizes an immediate need to construct a new permanent short term secure stabilization facility in Vermont. DCF is requesting planning funds for a juvenile facility with suitable and appropriate outdoor space as well as fully coordinated with Agency of Human Services facilities currently planned or in the planning process. The project goal is to create a normative therapeutic environment for effective intervention for juveniles in the State of Vermont.

Summary Cost Allocation:	Approved Through FY '22	Current Year FY '23	Budget Year FY '24	Budget Year FY '25	Future Requirements			Totals
					FY '26	FY '27	FY '28 - FY '33	
Planning & Design, Outside Consultants			1,000					
Site Acquisition								
Construction								
Fit-Up								
Total Appropriation for Fiscal Year(s)			1,000					
Total CECF (Cash Funds)			1,000					

Total Request for FY 2024	\$3,100,000
Total Request for FY 2025	\$16,500,000
Total Request for Section 2 FY 2024 and FY 2025	\$19,600,000

Judiciary

SECTION 3

JUDICIARY

SEC. 3 APPROPRIATIONS: JUDICIARY

The sum of \$1,750,000 is total amount requested for fiscal years 2024 and 2025 to be appropriated to the Vermont Judiciary.

1. Washington County Superior Court Renovations..... \$1,750,000

In addition to essential court functions, the 44,546 sq ft four-story Barre Courthouse constructed in 1981 provides space for the Agency of Human Services and the State’s Attorney. Given the age of the building, many of the major building systems are in need of replacement. Additionally, the flow and function of the courthouse has become obsolete with increasing concerns over the safety and security of court staff due to a lack separation between the public facing areas of the courthouse and private work area. Finally, at the time the building was constructed, the United States was facing an energy crisis. Therefore, the building was not designed with a central heating, venting, and air conditioning (HVAC) system. Instead, the building was situated on the site to take advantage of naturally occurring airflow and functional windows that were intended to be open during the summer months. However, as ambient air temperatures continue to rise, the lack of an HVAC system has proved inadequate for regulating summertime temperatures in the building and BGS has resorted to installing window shakers which is both labor intensive and expensive. BGS is in the early stages of programming and planning to explore various alternatives which include renovations and additions to the existing building or demolishing and building a new building structure on the site.

If renovated, the scope entails additions and renovations to modernize court operations and security for the public and staff. Improvements include adding a Sally Port with elevator to separate and transport litigants to and from court proceedings, holding cells, and the courtroom. Other additions include adding or relocating judge’s chambers and break area. Interior renovations include new HVAC, fire, and life safety systems as well as energy upgrades to increase the wall and roof insulation and replacing the windows and doors to comply with the Energy Code. Given this scope, it may be more cost effective to demolish the existing building and rebuild on the current site. Regardless of the alternative selected, the scope of the project also includes temporary relocation of building tenants including Judicial Operations. Offsite costs will include temporary leasing, move, and furniture costs for the period of construction. Planning and programming will be complete between April to July 2023 at which time BGS would like to advance design of the selected alternative.

Summary Cost Allocation:	Approved Through FY '22	Current Year FY '23	Budget Year FY '24	Budget Year FY '25	Future Requirements			Totals
					FY '26	FY '27	FY '28 - FY '33	
Planning & Design, Outside Consultants			750	1,000	1,250			3,000
Site Acquisition								
Construction					425	9,000	18,325	27,750
Fit-Up								
Total Appropriation for Fiscal Year(s)								30,750
Total CECF (Cash Funds)			750	1,000				

Total Request for FY 2024	\$750,000
Total Request for FY 2025	\$1,000,000
<hr/> Total Request for Section 3 FY 2024 and FY 2025	<hr/> \$1,750,000

Agency of Commerce and Community Development

**Agency of Commerce
and Community
Development**

SECTION 4

AGENCY OF COMMERCE AND COMMUNITY DEVELOPMENT

SEC. 4 APPROPRIATIONS: AGENCY OF COMMERCE & COMMUNITY DEVELOPMENT

The sum of \$1,892,000 is the total amount requested for fiscal years 2024 and 2025 to be appropriated to the Agency of Commerce and Community Development. The Commissioner is authorized to direct funds appropriated in this Section to the projects contained in this Section; the individual allocations in this Section are estimates only:

- 1. Unmarked Burial Sites..... \$50,000

These funds are intended to protect, preserve, move or reinter unmarked burial sites and human remains; to perform archaeological investigation assessments and monitoring, including radar scanning and any other nonintrusive technology or technique designed to establish the presence of human remains; to provide mediation and other appropriate dispute resolution services; and to acquire property or development rights.

- 2. Roadside Historic Site Markers..... \$50,000

These funds are requested for the continued erection and maintenance of Roadside Historic Site Markers. This program, which has been active since 1947, places new markers and replaces damaged markers across the State to identify historically significant places, events or people. To date, 305 markers have been placed.

- 3. Vermont Underwater Historic Preserves.....\$92,000

All underwater historic sites in the Vermont waters of Lake Champlain belong in public trust and under the authority of the Division for Historic Preservation. It is the Division's responsibility to protect, manage, and interpret this public heritage and keep it safe for the diving and boating public. The Capital appropriation provides funds for ten underwater preserves, marked by mooring buoys and underwater signs, emergency response equipment for the boat provided by the Vermont State Police for Underwater Preserve monitoring, for the identification of additional sites that could be opened to the public as Preserves, conservation of recovered artifacts, and above water interpretive displays.

- 4. Historic Sites Maintenance Fund.....\$1,000,000

Funds are requested to address maintenance assuring that the eighty-one (81) structures are properly maintained at the State-Owned Historic Sites. Maintenance and repairs, including routine, preventive, emergency, deferred, ongoing, and major maintenance activities, will protect the infrastructure and prevent more costly capital work in the future. Work such as rehabilitation and repairs to foundations, roofs, structural deficiencies, furnace replacements, ADA compliance, exterior painting, upgrades to fire and security systems, and water and septic systems are undertaken with these funds.

Total Request for FY 2024	\$596,000
Total Request for FY 2025	\$596,000
<hr/>	
Total Request for Section 4 FY 2024 and FY 2025	\$1,192,000

Building Communities Grants

SECTION 5

BUILDING COMMUNITIES GRANTS

SEC. 5 APPROPRIATIONS: BUILDING COMMUNITIES GRANTS

The sum of \$1,800,000 is requested to be appropriated to the Agency of Commerce and Community Development for:

- 1. Cultural Facilities Grants.....\$600,000

FY 2024 and FY 2025 funds are requested for the Cultural Facilities Competitive Grant Program to be administered by the Vermont Arts Council and made available on a one-for-one matching basis with funds raised from non-state sources. No such grant shall be available for a project receiving funding from any other appropriation of this act. The appropriations shall be awarded on a competitive basis. In recommending grant awards, a review panel shall give priority consideration to applicants who demonstrate greater financial need or are in underserved areas of the State.

- 2. Historic Barns and Agricultural Grants..... \$600,000

This program provides 50/50 matching grants for the restoration of historic agricultural buildings (barns). This program also continues to be of great interest to the public with about 5 times as many applications as can be funded each year. This represents an ongoing investment in historic agricultural resources across the State that began in 1992 and is responsible for preserving well over 100 historic agriculture buildings. Vermont's agricultural landscape is one of its most defining features, and historic barns are a dwindling resource, and of great interest to photographers and tourists.

- 3. Historic Preservation Grants..... \$600,000

This program provides 50/50 matching grants to non-profit organizations and municipalities for the restoration of historic structures. Historic community buildings such as town halls, libraries, churches, museums, and other structures like covered bridges are assisted with foundation, roofing, structural, steeple and other exterior work. Many projects provide new uses for underutilized or vacant buildings. This program continues to be of great interest to the public with 3-4 times as many applications received as can be funded, with an average grant amount of \$10,000. This program is a linchpin of the State's continuing partnership with the Preservation Trust of Vermont and is able to leverage substantial non-state funds. Overall, the matching share exceeds the amount awarded. Since FY 1986 the historic preservation grants have transformed community buildings all over the State and restored community use through this program.

The sum of \$1,800,000 is requested to be appropriated to the Department of Buildings and General Services for grant programs:

4. Recreational Facilities Grants Program.....\$600,000

The Recreational Facilities Grants Program provides competitive grants to municipalities and non-profit organizations to stimulate the creation and development of recreational opportunities in Vermont communities.

5. Human Services and Educational Facilities Grants: Human Services.....\$300,000

The Human Services and Educational Facilities Grants Program provides competitive grants to municipalities and to non-profit organizations for capital costs associated with the major maintenance, renovation or development of facilities for the delivery of human services and health care needs in Vermont communities.

6. Human Services and Educational Facilities Grants: Education.....\$300,000

The Human Services and Educational Facilities Grant Program provides competitive grants to municipalities and to non-profit organizations for capital costs associated with the major maintenance, and renovation or development of facilities for the delivery of educational needs in Vermont communities.

7. Regional Economic Development Grant Program..... \$600,000

The Regional Economic Development Grant program provides competitive grants for capital costs associated with major maintenance, renovation, or planning related to the development of facilities reasonably expected to create job opportunities in Vermont communities. Projects must promote financial engagement in either an individual community or recognized community service area.

The sum of \$600,000 is requested to be appropriated to the Agency of Agriculture for grant programs:

8. Competitive Grants Program: Agricultural Fair Capital Projects.....\$600,000

Competitive grants are awarded to fairs to make improvements to physical plant and infrastructure. Favored activities are bringing fairs up to code, especially for electricity, sewer and water, ADA, safety, and land purchased. Emphasis is placed on leveraging other funds and generating community support for the fairs through improvements to the infrastructure, which can be utilized by the whole community throughout the year, not just during fair days.

Total Request for FY 2024	\$2,100,000
Total Request for FY 2025	\$2,100,000
Total Request for Section 5 FY 2024 and FY 2025	\$4,200,000

Agency of Education

SECTION 6

AGENCY OF EDUCATION

SEC. 6 APPROPRIATIONS: AGENCY OF EDUCATION

The sum of \$100,000 is the total amount requested for fiscal years 2024 and 2025 to be appropriated to the Agency of Education for:

Emergency Aid for School Construction..... \$100,000

Funds are requested in FY 2024 and FY 2025 to the Agency of Education for funding the state share of aid for emergency school construction projects.

Total Request for FY 2024	\$50,000
Total Request for FY 2025	\$50,000
<hr/>	
Total Request for Section 6 FY 2024 and FY 2025	\$100,000

University of Vermont

SECTION 7

UNIVERSITY OF VERMONT

SEC. 7 APPROPRIATIONS: UNIVERSITY OF VERMONT

The sum of \$3,000,000 is the total amount requested for fiscal years 2024 and 2025 to be appropriated to the University of Vermont.

- 1. Deferred Maintenance and Capital Project Short Term Plan.....\$3,100,000

These unspecified funds will address the University’s critical needs for each year’s priority objective in either construction, renovation, or major maintenance. This flexibility allows for the funds to be specifically directed to the institution’s highest priority.

Total Request for FY 2024	\$1,600,000
Total Request for FY 2025	\$1,500,000
<hr/>	
Total Request for Section 7 FY 2024 and FY 2025	\$3,100,000

Vermont State Colleges

SECTION 8

VERMONT STATE COLLEGES

SEC. 8 APPROPRIATIONS: VERMONT STATE COLLEGES

The sum of \$7,085,689 is the total amount requested for fiscal years 2024 and 2025 to be appropriated to the Vermont State Colleges for:

- 1. Construction/Renovations/Major Maintenance..... \$4,500,000

The Vermont State Colleges (VSC) is responsible for the maintenance of approximately 121 buildings statewide covering approximately two million square feet. With replacement value of approximately \$682 million. The vast majority of VSC buildings are more than thirty-five (35) years old and some are well over seventy-five (75) years old.

The maintenance budget for the management for the Vermont State College’s infrastructure should be between 2% and 4% of the replacement value of value its buildings. Using the midpoint of these numbers, 3%, this equates to \$20.5 million annually. In FY2023, the VSC’s maintenance budget is approximately \$5.2 million, which covers salaries and routine facilities maintenance, exclusive of custodial services.

The Vermont State Colleges requests major maintenance funding targeting replacements and repairs of infrastructure that cannot be accomplished through its normal operating budget. In total, the VSC requests \$6,340,320 over the FY24 and FY25 biennium with \$3,108,000 for FY 2024 and \$3,232,320 for FY 2025. Recently completed Facility Condition Assessments of each Vermont State Colleges campus has identified many necessary repairs, replacements and upgrades needed at our facilities.

Examples of proposed projects include:

- | | |
|--------------------------------|---|
| Floor Coverings | Building Masonry Cleaning & Repair |
| Elevator Retrofits | Window Replacements |
| Re-Paving Projects | HVAC Duct Cleaning & Re-Balancing |
| Heating System Replacements | Ventilation System Repairs & Improvements |
| Fire Alarm System Replacements | Building & Utility Infrastructure Repairs |
| Roof Repairs & Replacements | Asbestos and Lead Abatement |
| Parking Garage Maintenance | Indoor Air Quality Management |

Summary Cost Allocation:	Approved Through FY '22	Current Year FY '23	Budget Year FY '24	Budget Year FY '25	Future Requirements			Totals
					FY '26	FY '27	FY '28 - FY '33	
Planning & Design, Outside Consultants								
Site Acquisition								
Construction	2,000	2,000	4,500		3,361	3,496	24,117	39,474
Fit-Up								
Total Appropriation for Fiscal Year(s)	2,000	2,000	4,500		3,361	3,496	24,117	39,474
	2,000	2,000						
Total On-Time General Fund to Cash Fund			4,500					

2. Transformation\$1,000,000

The Vermont State Colleges has embarked on a transformation that merges three of its institutions into a singly accredited university, Vermont State University, and addresses its structural deficit by reducing its overall deficit by \$25 million over five years. This work requires the VSC to disrupt its normal ways of doing business by finding means and methods that are efficient, high quality, and lead to an affordable education.

Transformation efforts will require the VSC to shed square footage, move classrooms and offices to new buildings, and make adjustments to its physical footprint to reduce its costs. Below are a few examples of the types of projects that have arisen to date that require investment. As the VSC continues its work, we expect that additional deliverables will be identified that support the larger scope of the transformative nature of this work.

Examples of proposed projects include:

- Ten Year Campus Master Planning.
- New campus signage packages unifying the campuses as one institution.
- Classroom investments needed to support the enhanced educational modalities.
- Structural Budget Reduction Activities that reduce ongoing operating costs.

Summary Cost Allocation:	Approved Through FY '22	Current Year FY '23	Budget Year FY '24	Budget Year FY '25	Future Requirements			Totals
					FY '26	FY '27	FY '28 - FY '33	
Planning & Design, Outside Consultants								
Site Acquisition								
Construction		900	1,000		400	300	700	3,300
Fit-Up								
Total Appropriation for Fiscal Year(s)		900	1,000		400	300	700	3,300
Total Bonded Funds		900						
Total On-Time General Fund to Cash Fund			1,000					

3. Green Hall – Randolph \$1,585,689

Green Hall, located on the Randolph Campus, is a critical building supporting the Vermont State College’s ability to deliver on many of its core technical education programs. This building houses classrooms, unique teaching and research laboratories, and offices that must be maintained to produce the evolving curriculum for our technical students.

The infrastructure establishing the backbone of this facility is aging and must be enhanced in order to come into alignment with advancements. This project updates various mechanical, electrical, and plumbing systems with an eye towards significant improvements to the building’s efficiency.

Green Hall has seen some programmatic enhancements in order to meet the educational needs of our students. This project increases operational efficiencies by improving energy consumption and reduces deferred maintenance by approximately \$968,144.

Summary Cost Allocation:	Approved Through FY '22	Current Year FY '23	Budget Year FY '24	Budget Year FY '25	Future Requirements			Totals
					FY '26	FY '27	FY '28 - FY '33	
Planning & Design, Outside Consultants			283					283
Site Acquisition								
Construction			1,303					1,303
Fit-Up								
Total Appropriation for Fiscal Year(s)								
Total On-Time General Fund to Cash Fund			1,586					1,586

3. Vail Hall – Lyndon..... \$2,914,311

Vail Hall, located on the Lyndon Campus, is a core academic and administrative building that provides significant instructional, student services, admissions, and office space to the campus. Built in 1976, this critical building has only seen selective room specific improvements over the course of the building’s life.

This project addresses much needed code upgrades and building efficiency enhancements. For example, all of Vail’s unit ventilators have failed and air exchanges are not up to ASHRAE standards. Temperature and climate controls are controlled using pneumatic systems, making it very difficult to control the operations of the building. Additionally, electrical infrastructure, including the switchgear, is original and well past its useful life. By doing this work the overall deferred maintenance backlog will be reduced by approximately \$1,326,481, and energy efficiency and building compliance will improve.

Summary Cost Allocation:	Approved Through FY '22	Current Year FY '23	Budget Year FY '24	Budget Year FY '25	Future Requirements			Totals
					FY '26	FY '27	FY '28 - FY '33	
Planning & Design, Outside Consultants			475					475
Site Acquisition								
Construction			2,439					2,439
Fit-Up								
Total Appropriation for Fiscal Year(s)								
Total Bonded Funds								
Total On-Time General Fund to Cash Fund			2,914					2,914

Total Request for FY 2024	\$10,000,000
Total Request for FY 2025	\$0
Total Request for Section 8 FY 2024 and FY 2025	\$10,000,000

Agency of Natural Resources

SECTION 9

AGENCY OF NATURAL RESOURCES

SEC. 9 APPROPRIATIONS: AGENCY OF NATURAL RESOURCES

The sum of \$50,718,000 is the total amount requested for fiscal years 2024 and 2025 to be appropriated to the Agency of Natural Resources. The Secretary is authorized to direct funds appropriated in this Section to the projects contained in this Section; the individual allocations in this Section are estimates only:

Department of Forest, Parks and Recreation

1. Infrastructure rehabilitation and improvement.....\$6,500,000

Rehabilitation and improvements to Department Infrastructure Assets directly relate to the mission of the Department with a primary focus on State Parks. Funding is spent within four categories of projects including many smaller scale projects, emergency sewage system repair, system improvements on park and forest roads and larger scale initiatives which include renovations and improvements to major structures, and facilities including significant day use beaches, campground toilet buildings and customer service initiatives such as cabins and playgrounds.

2. Replacement Park Maintenance Facilities at Gifford Woods (Killington).....\$3,000,000

Two maintenance facilities have surpassed the end of their service lives and represent an increasing liability to Vermont state parks. These facilities provide operations and maintenance support to over half of Vermont State Parks. A combined and coordinated design and planning effort has been undertaken and will create an efficiency in replacement of these critical functions resulting in modern, flexible space which meets current applicable work safety standards, with reduced upkeep and energy costs over the current facilities.

The Gifford Woods project is the highest priority due to an engineering assessment that prompted contingency planning for emergency re-location of staff and reduced function in the event of structure failure. Follow-on appropriations are to address the need for office retrofit at Groton Campus and cold storage at Gifford Woods, deficiencies discovered during the planning and design process.

Summary Cost Allocation:	Approved Through FY '22	Current Year FY '23	Budget Year FY '24	Budget Year FY '25	Future Requirements			Totals
					FY '26	FY '27	FY '28 - FY '33	
Planning & Design, Outside Consultants								
Site Acquisition								
Construction			3,000					3,000
Fit-Up								
Total Appropriation for Fiscal Year(s)			3,000					3,000
Total Bonded Funds								
Total CECF (Cash Fund)								
Total On-Time General Fund to Cash Fund			3,000					

3. Three Acre Rule Compliance.....\$500,000

With the adoption of the 3-Acre Stormwater Rule, Vermont State Parks will require immediate capital investment to appropriately treat the approximately 119 acres of impervious footprint estimated by professional engineers in the 19 developed State Park properties that currently meet the 3-Acre threshold in the Lake Champlain and Lake Memphremagog Watersheds. The initial amount will begin work on a timeline that allows the State Park system to successfully meet the goals of the General Permit. Work within campgrounds will be required and construction will be spread though the off seasons to prevent disruption to park visitors.

4. Open Access Recreational Infrastructure.....\$600,000

Rehabilitation and improvements to department infrastructure assets that support open access recreation on the greater lands under FPR ownership is critical in maintaining a vibrant outdoor recreation lifestyle and tourism economy, protecting and improving natural resources. The projects within this program will improve heavily used trail systems, trailhead structures and improvements, trail stream crossings, and rehabilitation of remote historic legacy recreational structures well outside State Park management boundaries.

5. Implement Best Management Practices at State Forests and Recreational Access Points.....\$468,863

This project implements best management practices (BMPs) on ANR’s roads and trails network to reduce nutrient and sediment pollution into Vermont waters and meet water quality targets. Projects are identified and prioritized using a modified version of the Municipal Roads General Permit (MRGP) program established by DEC, and will be

identified by qualified water quality engineers, located in areas hydrologically connected to surface waters, and built to meet current BMPs.

6. Forest Park Access Roads..... \$370,000

System improvements on access roads in various parks and forest access areas.

Department of Environmental Conservation (DEC)

7. State match to supplemental federal EPA Clean Water and Drinking Water State Revolving Fund capitalization grants.....\$27,000,000

State funds needed to make a 10% state match to the FFY23 and 20% match to the FFY24 supplemental federal CW and DW EPA capitalization grants. During the state FY24 & 25 biennium the 2nd and 3rd round of supplemental grants will be available to the State. The match requirement increases after the 2nd round of funding from 10% to 20%. State funds must be available to access the federal funds, which are typically applied for annually in late spring. The State match is used exclusively to provide low interest loans for planning and construction of wastewater, stormwater and drinking water system improvements, while the federal funds are used for department operations related to oversight of public water systems and to administer the SRFs in addition to capitalizing the loans. Includes State funds needed to make a 20% state match to the annual federal Clean Water EPA capitalization grants.

Summary Cost Allocation:	Approved Through FY '22	Current Year FY '23	Budget Year FY '24	Budget Year FY '25	Future Requirements			Totals
					FY '26	FY '27	FY '28 - FY '33	
Planning & Design, Outside Consultants								
Site Acquisition								
Construction			27,000					27,000
Fit-Up								
Total Appropriation for Fiscal Year(s)			27,000					27,000
Total Bonded Funds								
Total CECF (Cash Fund)								
Total On-Time General Fund to Cash Fund			27,000					

8. State 20% match to federal EPA Drinking Water State Revolving Fund.....\$2,382,487

The total request for FY24 and FY25 combined for the Base Drinking Water SRF is \$3,601,350. This amount is the balance needed to provide the required 20% match to the estimated federal FY23 and FY24 Base EPA DWSRF Capitalization Grants that will be available during this biennium. The 20% state match is used exclusively to provide low interest loans for public water system improvements to meet drinking water standards, while the federal funds are used for loans and department operations related to oversight of public water systems and loan administration.

9. Waterbury Dam Rehabilitation..... \$4,500,000

The project consists of partnering with the USACE for that organization to construct major public safety upgrades to the Waterbury Dam. These repairs are critical. If Waterbury Dam failed, 10,000 people could become injured, up to 800 people may perish (largely in Waterbury), and 1,200 buildings would be impacted. Flooding would impact properties from Burlington to Middlesex. Further, Waterbury Dam is an important recreational facility generating economic activity in surrounding areas, especially Stowe and Waterbury. The repairs, once made, will also restore degraded shoreland habitat in the reservoir, and degraded habitat and fisheries in the Little River below the Dam, which will serve to improve recreational opportunities as well.

Summary Cost Allocation:	Approved Through FY '22	Current Year FY '23	Budget Year FY '24	Budget Year FY '25	Future Requirements			Totals
					FY '26	FY '27	FY '28 - FY '33	
Planning & Design, Outside Consultants								
Site Acquisition								
Construction			4,500					4,500
Fit-Up								
Total Appropriation for Fiscal Year(s)			4,500					4,500
Total Bonded Funds								
Total CECF (Cash Fund)								
Total On-Time General Fund to Cash Fund			4,500					

10. Dam Safety Program.....\$1,000,000

In addition to Waterbury Dam, the Dam Safety Program has embarked on a capital and General Funded effort to prioritize and implement risk reduction measures for Agency of Natural Resources-owned dams. This risk assessment and prioritization complements recommendations made by the State Auditor of Accounts to right-size the capabilities of the Dam Safety Program and to continue to improve these State-owned assets, to ensure that risks posed by these other dams are minimized to the extent practicable. A continued investment of \$1M in SFY24 for this biennium and then \$500K/year thereafter is requested.

Department of Fish and Wildlife

11. Improving Public Access To Wildlife Management Areas and maintaining critical management infrastructure.....\$354,150

Managing, maintaining, and improving infrastructure on Wildlife Management Areas (WMAs) is a priority for the Department to successfully achieve its mission and goals. Key among these is to provide safe, reliable, and effective opportunities for the public to access and use WMAs for fish and wildlife based. Maintaining and improving roads, parking facilities, education buildings and other related infrastructure is a priority each year.

12. Access Area Infrastructure Improvements.....\$750,000

Capital funds will be used to upgrade boat ramps and fishing platforms, including upgrades to meet current American with Disabilities Act guidelines.

13. Infrastructure Maintenance/Improvement of Fish and Wildlife Buildings including Conservation Camps.....\$1,315,000

Upgrades to cabins and administrative buildings at both camps and other facilities.

Summary Cost Allocation:	Approved Through FY '22	Current Year FY '23	Budget Year FY '24	Budget Year FY '25	Future Requirements			Totals
					FY '26	FY '27	FY '28 - FY '33	
Planning & Design, Outside Consultants								
Site Acquisition								
Construction			315	1,000				1,000
Fit-Up								
Total Appropriation for Fiscal Year(s)			315	1,000				1,315
Total Bonded Funds			315					
Total CECF (Cash Fund)								
Total On-Time General Fund to Cash Fund				1,000				

14. Hatchery Improvements.....\$1,977,500

Maintain and improve five fish culture stations throughout the state. The Department will also need to address water quality infrastructure at the Salisbury Fish Culture Station.

Summary Cost Allocation:	Approved Through FY '22	Current Year FY '23	Budget Year FY '24	Budget Year FY '25	Future Requirements			Totals
					FY '26	FY '27	FY '28 - FY '33	
Planning & Design, Outside Consultants								
Site Acquisition								
Construction			819	1,589				1,977
Fit-Up								
Total Appropriation for Fiscal Year(s)			819	1,589				1,977
Total Bonded Funds			819					
Total CECF (Cash Fund)								
Total On-Time General Fund to Cash Fund				1,589				

15. Shooting Range Improvements.....\$226,132

Creating safe, public shooting ranges is a critical Department priority. By leveraging capital funds effectively, we can ensure every Vermonter has reasonable access to a publicly accessible shooting range.

Total Request for FY 2024	\$43,472,081
Total Request for FY 2025	\$7,472,051
Total Request for Section 9 FY 2024 and FY 2025	\$50,944,132

Clean Water

SECTION 10

CLEAN WATER

SEC. 10 APPROPRIATIONS: CLEAN WATER

The sum of \$25,885,000 is the total amount requested for fiscal years 2024 and 2025 for Clean Water.

The following requests are made for FY2024:

Agency of Agriculture Food and Markets

- 1. Water Quality Grants \$2,202,019

The Agency of Agriculture, Food and Markets provides grants and contracts pursuant to 6 V.S.A. § 4900 for capital expenditure that include the installation of Best Management Practices (BMPs) on farms in Vermont. The BMPs are to protect water quality and could include manure storage, collection and mitigation of rainwater off buildings, collection and storage of silage leachate, structures to mitigate other on-farm water quality issues. Capital funds also support the Agency’s conservation and grass waterway programs.

Agency of Natural Resources – Department of Environmental Conservation

- 2. Clean Water State Revolving Fund (CWSRF) \$332,981

This ongoing program, which leverages \$5 federal dollars for every \$1 in state match, provides low-interest loans for municipal stormwater, wastewater and natural resources projects. CWSRF loans support a wide range of water-quality projects that include combined sewer overflow abatement (CSO), plant refurbishment, plant upgrades, sludge and septage improvements, sewer line replacement and extension, pump station upgrades, plant enlargements, stormwater improvements, and municipally-sponsored private wastewater disposal systems.

- 3. Municipal Pollution Control Grants\$10,000,000

Municipal pollution control grants, authorized by Title 10 Chapter 55, provide financial assistance to Vermont municipalities to fund combined sewer overflow abatement, dry weather flow treatment, and sludge and septage treatment facilities. These grants generally supplement loans that are funded through the Clean Water State Revolving Fund (CWSRF). Municipalities will need to make significant investments in clean water to meet requirements of the EPA total maximum daily limits for phosphorous in Lake Champlain and the 2015 Vermont Clean Water Act (Act 64). Statewide, the total anticipated cost for water quality improvements for municipal wastewater is estimated at over \$1 billion over the next 20 years.

Summary Cost Allocation:	Approved Through FY '22	Current Year FY '23	Budget Year FY '24	Budget Year FY '25	Future Requirements			Totals
					FY '26	FY '27	FY '28 - FY '33	
Planning & Design, Outside Consultants								
Site Acquisition								
Construction			10,000					10,000
Fit-Up								
Total Appropriation for Fiscal Year(s)			10,000					10,000
Total Bonded Funds								
Total CECF (Cash Fund)								
Total On-Time General Fund to Cash Fund			10,000					

Agency of Natural Resources – Department of Forests, Parks and Recreation

4. Forestry Access Road Water Quality Improvements \$550,000

This project implements best management practices (BMPs) on ANR’s roads and trails network to reduce nutrient and sediment pollution into Vermont waters to meet water quality targets.

Vermont Housing and Conservation Board

5. Agricultural Water Quality Projects \$800,000

Farm Improvement – VHCB uses this funding to award grants to farmers for water quality-related capital improvements. Eligible projects include production area improvements, manure management projects, farm equipment and pasture management. Grants typically help farmers pay for project components that state and federal grant programs cannot cover. In cases of significant hardship, the grants may assist farmers who are otherwise unable to fully meet the cost share requirements for priority AAFM BMP or Natural Resources Conservation Service projects.

Farmland Retirement - VHCB will work closely with other partners – particularly AAFM and ANR – to identify agricultural land that is difficult to farm without adversely impacting water quality. These funds allow VHCB to help fund the purchase and/or conservation of such properties with a goal of taking them all or mostly out of production. All grants require perpetual conservation restrictions.

VHCB requests language similar to previous years clarifying that the grants can be used by farmers to meet state or federal program cost share requirements.

6. Land Conservation and Water Quality Projects..... \$2,000,000

Part of VHCB’s core funding, this allocation will be used for grants to eligible applicants (land trusts and other conservation non-profits, towns, certain state agencies) for conservation and water-quality related investments in fee lands and conservation easements. All grants will require perpetual conservation restrictions. Those with surface waters will include specific water quality-related easement provisions such as riparian buffers and wetlands protection zones.

The following request is made for FY2025:

7. Clean Water FY2005 Request.....\$10,000,000

The sum of \$10,000,000 is appropriated in FY 2025 for projects related to implementation of the Vermont Clean Water Act, including stormwater management projects implemented by municipalities and local and regional stormwater utilities; purchase of agricultural easements; stream restoration projects; livestock exclusion fencing; barnyard practices including systems for manure management, silage leachate treatment, and milkhouse wastewater; wetlands and floodplain restoration; qualified costs related to highway stormwater management; road and culvert projects; salt and sand storage facilities; combined sewer overflow abatement efforts; capital-eligible equipment with demonstrated water quality benefits, such as street sweepers, vacators, hydroseeders and dragline manure injection systems; and wastewater treatment facility upgrades. Pursuant to 10 V.S.A. 1389(a)(1)(B), the Clean Water Board will recommend clean water projects to be funded by capital appropriations to the Secretary of Administration.

Total Request for FY 2024	\$15,885,000
<u>Total Request for FY 2025</u>	<u>\$10,000,000</u>
Total Request for Section 10 FY 2024 and FY 2025	\$25,885,000

Department of the Military

SECTION 11

DEPARTMENT OF THE MILITARY

SEC. 11 APPROPRIATIONS: DEPARTMENT OF THE MILITARY

The sum of \$2,315,000 is the total amount requested for fiscal years 2024 and 2025 to be appropriated to the Department of the Military. The Military is authorized to direct funds appropriated in this Section to the projects contained in this Section.

- 1. Major Maintenance..... \$2,315,000

The requested funds would be used for maintenance, renovations, roof replacements, ADA renovations, and energy upgrades. These projects are generally funded between 75% / 25% and 50% / 50% in Federal / State split, and these improvements directly increase the State bondable Assets with little or no debt load liability to the State budget.



Total Request for FY 2024	\$1,251,000
Total Request for FY 2025	\$1,064,000
<hr/> Total Request for Section 11 FY 2024 and FY 2025	<hr/> \$2,315,000

Department of the Public Safety

SECTION 12

DEPARTMENT OF PUBLIC SAFETY

SEC. 12 APPROPRIATIONS: DEPARTMENT OF PUBLIC SAFETY

The sum of \$2,500,000 is the total amount requested for fiscal years 2024 and 2025, to be appropriated to the Department of Buildings and General Services for the Department of Public Safety.

- 1. Special Teams Facility and Storage.....\$1,250,000

The Urban Search and Rescue (USAR) team is the singular state entity equipped and trained to respond to all major disasters in the State. The State Haz-Mat (Haz-Mat) team is the states lone entity equipped and trained to respond to hazardous materials emergencies in the State. The Marine Unit within Vermont State Police (VSP) is responsible for recreational boating safety on all Vermont waterways. They provide boating safety education, patrol the Vermont waterways, respond to drownings, and body recoveries with their Underwater Recovery team and support all recreational enforcement activities in the state. The Division of Fire Safety (FS) Williston Regional Office operates out of leased space in Williston and provides code and enforcement services to the entire Northwest section of the State of Vermont.

Currently, the USAR and Haz-Mat teams are operating out of the old VTrans District 5 facility that was vacated by VTrans and a new facility was built on the same site due the restrictions of the existing space. This facility houses the entirety of the State’s USAR equipment and over a 1/2 of the State’s Haz-Mat equipment including their primary response truck and storage of equipment and supplies. The current VTrans facility has no fire suppression system leaving its contents with an estimated replacement value of over 5 million dollars unprotected.

VSP Marine unit is currently located in the existing VSP Williston Barracks. Although the new barrack is under construction, as part of an initial cost savings measure, the proposed 16,000 sq ft storage facility was cut from the current project scope

Additionally, this building would be built with the goal of an eventual addition to accommodate DPS fleet services. The additional cohabitation of another DPS resource in this facility will further cement the idea of a multiuse facility that could utilize shared spaces and continued collaboration and efficiency across the department.

Summary Cost Allocation:	Approved Through FY '22	Current Year FY '23	Budget Year FY '24	Budget Year FY '25	Future Requirements			Totals
					FY '26	FY '27	FY '28 - FY '33	
Planning & Design, Outside Consultants			250					250
Site Acquisition								
Construction				1,000				1,000
Fit-Up								
Total Appropriation for Fiscal Year(s)			250	1,000				1,250
Total Bonded Funds								
Total CECF (Cash Funds)			250	1,000				
Total On-Time General Fund to Cash Fund								

2. Rutland Field Station.....\$1,250,000

The Clarendon (Rutland) Field Station was next in line to be constructed after Westminster in the planned replacement cycle. Due to the poor condition of the Williston facility, construction of Williston was advanced. Land for the Clarendon Field Station was purchased in July of 2013. These funds will provide for the design of a new barracks to replace the outdated and aging facility.

Summary Cost Allocation:	Approved Through FY '22	Current Year FY '23	Budget Year FY '24	Budget Year FY '25	Future Requirements			Totals
					FY '26	FY '27	FY '28 - FY '33	
Planning & Design, Outside Consultants			250	1,000				1,250
Site Acquisition								
Construction					14,000			14,000
Fit-Up								
Total Appropriation for Fiscal Year(s)			250	1,000				1,250
Total Bonded Funds								
Total CECF (Cash Funds)			250	1,000				
Total On-Time General Fund to Cash Fund								

Total Request for FY 2024	\$500,000
Total Request for FY 2025	\$2,000,000
Total Request for Section 12 FY 2024 and FY 2025	\$2,500,000

Agency of Agriculture, Food And Markets

SECTION 13

AGENCY OF AGRICULTURE, FOOD AND MARKETS

SEC. 13 APPROPRIATIONS: AGENCY OF AGRICULTURE, FOOD AND MARKETS

The sum of \$4,040,000 is the total amount requested for fiscal years 2024 and 2025 to be appropriated to the Agency of Agriculture, Food and Markets. The Secretary is authorized to direct funds appropriated in this Section to the projects contained in this Section.

1. Vermont Agriculture and Environmental Laboratory Heat Plant \$1,800,000

The 36,486 sq ft Vermont Agricultural and Environmental Lab (VAEL), built in 2019, is occupied by the Agency of Agriculture Food and Markets and the Agency of Natural Resources. During the design and permitting process for VAEL, it was the intention of the State to build a dedicated heating plant to support the programmatic needs of the building occupants and their associated testing and lab certification requirements. However, due to a lack of funding, the dedicated heat plant was nixed during construction. Instead, BGS, through a Memorandum of Understanding, currently purchases steam from the Vermont Technical College (VTC) central heat plant.

Since the inception of this arrangement, and especially in the past year, the steam heat from the VTC plant has been entirely unreliable. When the steam goes out, it causes issues with lab autoclaves; building temperature and humidity, lab instrument calibration, and; safety equipment. The lab cannot run a number of time-sensitive tests, and the weights and measures unit cannot conduct most of their calibration work. This is highly disruptive to daily operations; negatively impacts staff safety; delays critical consumer safety testing (e.g., testing of chemicals and pesticides in schools, testing for blue-green algae in drinking water) and increases costs of operations as tests need to be rerun and staff redirected to other tasks. Essential lab accreditations (e.g. NH-ELAP and NIST) and our compliance can be jeopardized by failing to maintain a temperature and humidity-controlled environment.

VAEL is the only building on the VTC campus that requires steam heat in the summer months. Given that their boilers and systems are overbuilt for summertime needs, the heating systems cycle far more often than designed, resulting in a higher rate of deterioration, an increased need for maintenance, and shorter equipment lifespans. This approach is also costly to the State of Vermont, as the inefficiencies with the VTC boiler translate to higher operating costs, greatly increased fuel consumption (e.g., the system burned nearly 500 gallons of fuel oil on some days this summer), and increased BGS staff support.

The scope of this project is to construct a dedicated heat plant as originally contemplated during the design process. The system will be properly designed and sized to meet the specific needs of the laboratory. It will be far more efficient, reducing operational costs while providing greater reliability. Finally, the steam generated by VTC is derived from #4 fuel oil. As required by statute, BGS will perform a life cycle cost to determine the best heating source which will likely result in a biomass or wood pellet heating system during the winter and a propane or electric boiler during the summer months, significantly

lowering greenhouse gas emissions, supporting the Global Warming Solutions Act and Climate Action Plan, and lowering long-term operational costs.

Summary Cost Allocation:	Approved Through FY '22	Current Year FY '23	Budget Year FY '24	Budget Year FY '25	Future Requirements			Totals
					FY '26	FY '27	FY '28 - FY '33	
Planning & Design, Outside Consultants			300					300
Site Acquisition								
Construction				1,500				1,500
Fit-Up								
Total Appropriation for Fiscal Year(s)			300	1,500				1,800
Total Bonded Funds				1,500				
Total CECF (Cash Funds)			300					

2. Vermont Building at the Eastern States Exposition \$2,240,000

The Vermont Building, located on the grounds of the Eastern States Exposition, showcases the authenticity, quality, and spirit of Vermont. Each year, companies from across Vermont head down to West Springfield for up to 17 days to share their products with fair-goers who appreciate the high-quality products in the Vermont Building. In 2022, there were 1.6 million attendees to the Big E, creating an excellent opportunity for Vermont companies to exhibit and sell their locally made products.

Participation in the Vermont Building at the Big E is an important marketing activity for almost 30 companies that participate on a yearly basis. The 2022 event generated over \$1.7 million in product and food sales for the 30 participating businesses. The Vermont Building is an excellent platform to promote the Vermont brand, market our state's numerous tourism efforts, and to create a positive impression of Vermont upon fair-goers who engage with the building and staff throughout the fair each September.



The Vermont Building is nearly 100 years old and in addition to the required major maintenance improvements for building safety, there is a commitment to ensure the renovations represent Vermont's character, support visitor experience, and utilize modern technology. This modernization renovation will improve visitor flow, building lighting and airflow, along with other display aspects of the building. As the building continues to showcase Vermont products and businesses to over 1.6 million visitors each year, the improvements to booth spaces and modernization to the general building character and layout is critical.

Renovation of the upper hall including kitchenette and bathroom, full building electrical reconfiguration, floor replacement, exterior cleaning and painting, window restoration of the Exhibit Hall, and re-gilding of the dome are projects planned in the next 10 years.

Summary Cost Allocation:	Approved Through FY '18	Current Year FY '19	Budget Year FY '20	Budget Year FY '21	Future Requirements			Totals
					FY '22	FY '23	FY 24- FY '29	
Planning & Design, Outside Consultants								
Site Acquisition								
Construction			1,200	1,040				2,240
Fit-Up								
Total Appropriation for Fiscal Year(s)			1,200	1,040				2,240

Total Request for FY 2024	\$1,500,000
Total Request for FY 2025	\$2,540,000
Total Request for Section 13 FY 2024 and FY 2025	\$4,040,000

Vermont Rural Fire Protection

Vermont Rural
Fire Protection

SECTION 14

VERMONT RURAL FIRE PROTECTION

SEC. 14 APPROPRIATIONS: VERMONT RURAL FIRE PROTECTION

The sum of \$200,000 is the total amount requested for fiscal years 2024 and 2025 to be appropriated to the Department of Public Safety for the Vermont Rural Fire Protection Task Force.

- 1. Dry Hydrant Program..... \$200,000

Funds are requested to continue the dry hydrant program administered by the Vermont Rural Fire Protection Task Force. The purpose of the fund is to provide matching funds to municipalities to install dry hydrants adjacent to streams, lakes, ponds, and rivers where fire departments can quickly refill pumpers without having to deal with ice, debris, etc. These improvements will enhance both regular and volunteer fire departments in responding to actual incidents. To ensure a sense of local ownership, all funding will require a 25% local match which may be fulfilled through in-kind donations or services.

Total Request for FY 2024	\$100,000
<u>Total Request for FY 2025</u>	<u>\$100,000</u>
Total Request for Section 14 FY 2024 and FY 2025	\$200,000

Vermont Housing and Conservation Board

Vermont Housing
and Conservation
Board

SECTION 15

VERMONT HOUSING AND CONSERVATION BOARD

SEC. 15 APPROPRIATIONS: VERMONT HOUSING AND CONSERVATION BOARD

The sum of \$3,600,000 is the total amount requested for fiscal years 2024 and 2025 to be appropriated to the Vermont Housing and Conservation Board.

- 1. Vermont Housing and Conservation Board \$3,600,000

VHCB will award capital bill funds to projects that build and improve housing to make it more available and affordable. Projects will include 1) serving those experiencing homelessness and other vulnerable populations; 2) preserving housing at risk of becoming unaffordable due to market pressures, expiring federal contracts or deterioration; 3) creating housing in the most costly and stressed rental markets; 4) providing affordable housing in areas of opportunity; 5) redeveloping distressed properties in the downtowns and village centers; and 6) creating homes that working Vermonters with moderate incomes can afford and buy.

VHCB will also use capital bill funds for the conservation of agricultural lands, diversification of the farm economy, and access to ownership by the next generation of farm and food entrepreneurs. Other conservation projects will support the permanent protection outdoor recreation assets and protect natural areas, forestland, and habitat. Funds will be used for the purchase development rights or fee simple acquisitions.

VHCB requests language similar to previous years permitting the use of capital or appropriations bill funding for housing and conservation projects as needed provided the totals are consistent.

Total Request for FY 2024	\$1,800,000
Total Request for FY 2025	\$1,800,000
<hr/>	
Total Request for Section 17 FY 2024 and FY 2025	\$3,600,000

Vermont Veterans' Home

SECTION 16

VERMONT VETERANS' HOME

SEC. 16 APPROPRIATIONS: VERMONT VETERANS' HOME

The sum of \$7,000,000 is the total amount requested for fiscal years 2024 and 2025 to be appropriated to the Vermont Veterans' Home.

- 1. Emergency Generator and Boiler Plant Replacement.....\$4,500,000

Annual testing and certification are required by regulation for all standby emergency generators connected to the facility's power utility. In recent years, components of two of the four generators have failed due to age, wear or disuse, necessitating costly repairs and backup/rental units be placed on standby to maintain the building load. One of units has been in use for nearly 50 years and availability of parts has been an issue, while the other unit continues to fail testing on a regular basis.

The project consists of the installation of a new 150kW diesel standby backup generator, centrally located to both areas currently served by existing generators; reconfiguring power feeds to existing locations; installing a new transfer switch; rewiring emergency circuits; removing existing standby generators and restoring the remaining systems to like-new condition.

The project begins with a feasibility study to compare different means of producing hot water and backup heating for the facility to reduce or eliminate dependence on fuel oil and reduce the use of propane. The baseline for comparison purposes will be a new wood-chip or wood-pellet boiler system and associated infrastructure. Provided the results of the study validate this protocol, the facility will connect the proposed biomass system to existing domestic hot water and laundry systems.

Also included is the demolition of the existing steam system and other sections throughout the building that have been decommissioned. The cleaning and renovating the existing boiler room, installation of a new chip silo, primary chip boiler, backup (propane) systems, and replacement of the old emergency generator are considered. In addition, the renovation, cleaning, repair and lining of existing chimney, repairs and minor renovations to laundry and maintenance shop, HVAC and plumbing work are included as well as consulting fees and costs of feasibility study.

- 2. Brandon and Cardinal Renovation.....\$1,500,000

Design work for Brandon and Cardinal, two nursing units at VVH that were last updated in the 1980s. Based on lessons learned from the COVID-19 pandemic both units need increasing the number of private rooms with private bathrooms, increased PPE storage space, better facilities for visiting and improved plumbing and HVAC.

Summary Cost Allocation:	Approved Through FY '22	Current Year FY '23	Budget Year FY '24	Budget Year FY '25	Future Requirements			Totals
					FY '26	FY '27	FY '28 - FY '33	
Planning & Design, Outside Consultants				1,500				1,500
Site Acquisition								
Construction								
Fit-Up								
Total Appropriation for Fiscal Year(s)				1,500				1,500
Total Bonded Funds								
Total CECF (Cash Fund)				1,500				1,500
Total On-Time General Fund to Cash Fund								

3. Elevator Upgrade.....\$1,000,000

An upgrade of both elevators to modern hydraulic units. Includes complete replacement of cabs, controls, and lift systems. This approach is less expensive than renovation or modernization of existing units. The manufacturer of both existing units is no longer in business, has been bought out and discontinued. Parts are difficult to obtain. Includes design and consulting fees as part of the build process.

Install sensor-controlled dehumidification to cover all basement and crawl spaces throughout facility which are not currently served by existing dehumidification. Rebuild/recondition existing units to factory specifications. Control system tied to BIM/Geothermal/HVAC control system with remote/cloud access. Install moisture sensors and alarms in all spaces subject to water infiltration or flooding.

Total Request for FY 2024	\$5,500,000
Total Request for FY 2025	\$1,500,000
<hr/> Total Request for Section 16 FY 2024 and FY 2025	<hr/> \$7,000,000

Agency of Transportation

SECTION 17

AGENCY OF TRANSPORTATION

SEC. 17 AGENCY OF TRANSPORTATION

The sum of \$3,500,000 is the total amount requested for fiscal years 2024 and 2025 to be appropriated to the Agency of Transportation.

St. Albans – Agency of Transportation District 8 Maintenance Facility.....\$3,500,000

Construction of a new 10-bay Maintenance Garage, new District 8 Regional Office, and construction of a new 99' by 84' Salt Shed. Including installation of all underground utilities.

Summary Cost Allocation:	Approved Through FY '22	Current Year FY '23	Budget Year FY '24	Budget Year FY '25	Future Requirements			Totals
					FY '26	FY '27	FY '28 - FY '33	
Planning & Design, Outside Consultants								
Site Acquisition								
Construction			3,500					3,500
Fit-Up								
Total Appropriation for Fiscal Year(s)			3,500					3,500
Total Bonded Funds								
Total CECF (Cash Fund)								
Total On-Time General Fund to Cash Fund			3,500					

Total Request for FY 2024	\$3,500,000
Total Request for FY 2025	\$0
Total Request for Section 16 FY 2024 and FY 2025	\$3,500,000

Reallocation of Funds

SECTION 18

REALLOCATION OF FUNDS

SEC. 18 REALLOCATION OF FUNDS

The following sums are reallocated to the Department of Buildings and General Services from prior capital appropriations to defray expenditures authorized in Section 1 of this act:

1. Agency of Human Services

2004200335 - Green House Relocation \$26,132

2. Buildings and General Services

1602600023 - 108 Cherry Garage..... \$134,937.24

1708400210 - 108 Cherry Garage..... \$1,905,114.14

2004200230 - 108 Cherry Garage..... \$6,944,999.00

2105000220 - 108 Cherry Garage..... \$3,100,000.00

2205000230 - 108 Cherry Garage..... \$1,914,950.00

TOTAL REALLOCATIONS AND TRANSFERS.....\$14,026,132

General Obligation Bonds Appropriations and Transfers

**General Obligation
Bonds Appropriations
and Transfers**

SECTION 19

GENERAL OBLIGATION BONDS, APPROPRIATIONS AND TRANSFERS

SEC. 18 GENERAL OBLIGATION BONDS, APPROPRIATIONS AND TRANSFERS

The State Treasurer is authorized to issue general obligation bonds in the amount of \$108,000,000 for the purpose of funding the appropriations of this act. The State Treasurer, with the approval of the Governor, shall determine the appropriate form and maturity of the bonds authorized by this section consistent with the underlying nature of the appropriation to be funded. The State Treasurer shall allocate the estimated cost of bond issuance or issuances to the entities to which funds are appropriated pursuant to this section and for which bonding is required as the source of funds, pursuant to 32 V.S.A. §954.

Property Transactions

SECTION 20

PROPERTY TRANSACTIONS

SEC. 19 DEPARTMENT OF BUILDINGS AND GENERAL SERVICES: PROPERTY TRANSACTIONS

SALE OF 110 State Street

The Commissioner of Buildings and General Services is authorized to sell the properties located at 110 State Street in Montpelier, Vermont pursuant to the requirements of 29 V.S.A. § 166. The proceeds from the sale shall be appropriated to future capital construction projects.

SALE OF ZAMPIERI STATE OFFICE BUILDING

The Commissioner of Buildings and General Services is authorized to sell the property known as the Zampieri State Office Building located at 108 Cherry Street in Burlington, Vermont pursuant to the requirements of 29 V.S.A. § 166. The proceeds from the sale shall be appropriated to future capital construction projects.

Miscellaneous Provisions

SECTION 21

MISCELLANEOUS PROVISIONS

SEC. 21 DEPARTMENT OF BUILDINGS AND GENERAL SERVICES: MISCELLANEOUS PROVISIONS

A. 29 V.S.A. § 166 (b) is amended to read: § 166. SELLING OR RENTING STATE PROPERTY (a) As agent of the State, with the advice and consent of the Governor unless otherwise provided, the Commissioner of Buildings and General Services may lease for a term not exceeding 10 years any real property owned by the State and not used for State purposes. This subsection shall not apply to leases of land pursuant to 10 V.S.A. chapter 83. (b) Upon authorization by the General Assembly, which may be granted by resolution, and with the advice and consent of the Governor, the Commissioner of Buildings and General Services may sell real estate owned by the State. Such property shall be sold to the highest bidder therefor at public auction or upon sealed bids in the discretion of the Commissioner of Buildings and General Services, who may reject any or all bids., or the Commissioner of Buildings and General Services is authorized to list the sale of property with a real estate agent licensed by the State of Vermont. If the Commissioner elects to sell the property at auction or by sealed bid, notice of the sale or a request for sealed bids shall be posted in at least three public places in the town where the property is located and also published three times in a newspaper having a known circulation in the town, the last publication to be not less than 10 days before the date of sale or opening of the bids. ~~Failing to consummate a sale under the method prescribed in this section, the Commissioner of Buildings and General Services is authorized to list the sale of this property with a real estate agent licensed by the State of Vermont.~~ This subsection shall not apply to exchanges of lands or sales of timber made in accordance with the provisions of 10 V.S.A. chapter 55 or to the sale of land or interests in land made in accordance with the provisions of 10 V.S.A. chapter 83.

Effective Date

SECTION 22
EFFECTIVE DATE

SEC. 22 EFFECTIVE DATE

This Act shall take effect upon passage.

10-Year Plan

line #	Agency/Department: Project Description	FY24 - FY25 CAPITAL BUDGET Request				FY24 - FY25 CAPITAL BUDGET Departmental Requests				FY24 - FY25 CAPITAL BUDGET Governor's Recommendation				FY26	FY27	FY28	FY29	FY30 - FY33	line #
		Total Project Cost or Biennial Request	FY24 Department Request	FY25 Department Request	FY24 - FY25 Total Department Request	Capital Fund (Bonded Dollars)	CECF (Cash Fund)	One-Time GF to Cash Fund	FY25 Governor's Recommendation	CECF (Cash Fund)	Capital Fund (Bonded Dollars)	CECF (Cash Fund)	FY25 Governor's Recommendation						
1	Section 1: Agency of Administration																		1
2																			2
3																			3
4	Buildings & General Services																		4
5	Statewide: Major Maintenance - Annual Appropriation	18,500,000	10,000,000	8,500,000	18,500,000	8,500,000	18,500,000	8,500,000	8,500,000	8,500,000	2,000,000	2,000,000	8,500,000	8,750,000	9,000,000	9,250,000	9,500,000	30,000,000	5
6	Statewide: Physical Security Enhancements	500,000	250,000	250,000	500,000	250,000	500,000	250,000	250,000	250,000			250,000	300,000	300,000	325,000	325,000	1,100,000	6
7	Statewide: Reuse Planning Contingency - Annual	1,500,000	750,000	750,000	1,500,000	750,000	1,500,000	750,000	750,000	750,000	250,000	250,000	500,000	750,000	775,000	800,000	825,000	2,625,000	7
8	Appropriation	24,000,000	7,000,000	2,373,906	9,373,906	2,373,906	9,373,906	2,373,906	9,373,906	9,373,906				580,000	1,000,000	7,000,000	5,920,000		8
9	Burlington: 108 Cherry - Parking Garage Repairs	18,025,000																	9
10	Burlington: Asa Bloomer - Major Renovation	14,925,000																	10
11	Montpelier: Statehouse HVAC Renovations	14,925,000	3,725,000	3,900,000	7,625,000	3,900,000	7,625,000	3,725,000	3,900,000	3,900,000			3,900,000	580,000	1,000,000	7,000,000	5,920,000		11
12	Newport: Courthouse - Replacement, Planning and Design	29,943,000	2,596,000	2,300,000	4,896,000	2,300,000	4,896,000	2,596,000	2,300,000	2,300,000	750,000	750,000	500,000	12,000,000	12,022,000				12
13	St. Johnsbury: NERCF and CCWC Door Control System Replacement	3,670,000	1,250,000	1,750,000	3,000,000	1,750,000	3,000,000	1,250,000	1,000,000	1,750,000			1,750,000	7,000,000	8,875,000				13
14	Montpelier: 120 State Street - HVAC - Steam Lines Interior Renovation	26,668,000	1,000,000	2,000,000	3,000,000	2,000,000	3,000,000	1,000,000	1,000,000	2,000,000			2,000,000	3,000,000	3,000,000				14
15	Burlington: Courthouse - Roof Replacement	2,850,000	2,750,000	2,750,000	2,750,000	2,750,000	2,750,000	2,750,000	2,750,000	2,750,000			2,750,000	2,750,000	2,750,000				15
16	Burlington: 32 Cherry - Parking Garage Repairs	3,250,000	135,000	2,295,000	2,430,000	2,295,000	2,430,000	135,000	135,000	2,300,000			2,300,000	255,000	255,000				16
17	Rutland: Multimodal Parking Garage Renovations	8,500,000	3,000,000	4,900,000	7,900,000	4,900,000	7,900,000	3,000,000	1,500,000	1,500,000			1,500,000	3,000,000	3,000,000				17
18	Waterbury: WSOC Historic Core Roof Replacement	7,600,000	1,500,000	1,500,000	3,000,000	1,500,000	3,000,000	1,500,000	1,500,000	1,500,000			1,500,000	6,500,000	5,500,000	800,000			18
19	Waterbury: WSOC Historic Core Roof Replacement Upgrades, and Elevator Replacement	22,000,000	2,500,000	2,500,000	5,000,000	2,500,000	5,000,000	2,500,000	2,500,000	2,500,000			2,500,000	3,500,000	4,500,000	4,500,000			19
20	White River Jct: Courthouse - Renovation	13,658,000	2,000,000	4,000,000	6,000,000	2,000,000	4,000,000	2,000,000	2,000,000	4,000,000			4,000,000	6,000,000	6,000,000				20
21	Montpelier: 133 State - Renovations for Legislature IT and Shared Common Spaces	2,500,000	400,000	400,000	400,000	400,000	400,000	400,000	400,000	400,000			200,000	200,000					21
22	Newport: Northern State Correctional Facility (NSCF) Boiler Replacement	6,100,000	600,000	5,500,000	6,100,000	5,500,000	6,100,000	600,000	600,000	600,000			3,525,000	4,125,000					22
23	Barre: McFarland Re-roof and Brick Facade Repair	1,700,000	1,700,000	1,700,000	1,700,000	1,700,000	1,700,000	1,700,000	1,700,000	1,700,000			1,700,000	1,700,000					23
24	St. Albans: Northwest Correctional Facility (NWSCF) Roof Replacement	1,300,000	1,300,000	1,300,000	1,300,000	1,300,000	1,300,000	1,300,000	1,300,000	1,300,000			1,300,000	1,300,000			3,000,000		24
25	Middlesex: Central Services Roof Replacement	4,000,000	1,000,000	1,000,000	1,000,000	1,000,000	1,000,000	1,000,000	1,000,000	1,000,000			1,000,000	3,000,000					25
26	Statewide - R22 Refrigerant Phase Out	8,765,000	876,000	3,000,000	3,876,000	3,000,000	3,876,000	876,000	300,000	1,000,000			1,000,000	3,000,000	1,889,000				26
27	Middlesex: Master Plan, Design, and Decommissioning MTRC	750,000	150,000	600,000	750,000	600,000	750,000	150,000	600,000	600,000			600,000	750,000					27
28	Plattsford: Academy - Administration Building, West Cottage, and Atrium - Major Renovations	24,000,000	750,000	750,000	750,000	750,000	750,000	750,000	750,000	750,000			750,000	11,000,000	12,250,000				28
29	Montpelier: 110 State - Elevator, Exterior Restoration and Access	6,250,000	500,000	2,900,000	3,400,000	2,900,000	3,400,000	500,000	3,400,000	3,400,000			3,400,000	1,500,000	1,350,000				29
30	Montpelier: 133-109 State - Tunnel Waterproofing/Alken Avenue Reconstruction	1,500,000	250,000	250,000	250,000	250,000	250,000	250,000	250,000	250,000			250,000	1,250,000					30
31	Montpelier: State House Replacement of Historic Interior Finishes	605,000	50,000	50,000	100,000	50,000	100,000	50,000	50,000	50,000			50,000	55,000	55,000	60,000	60,000	260,000	31
32	EV Charging Stations for State Buildings	1,000,000	1,000,000	1,000,000	1,000,000	1,000,000	1,000,000	1,000,000	1,000,000	1,000,000			1,000,000	1,000,000					32
33	Burlington: Battle Monument Fencing	500,000	500,000	500,000	500,000	500,000	500,000	500,000	500,000	500,000			500,000	500,000					33
34																			34
35																			35
36	Agency of Administration	2,666,490,000	47,282,000	50,318,906	97,600,906	50,318,906	97,600,906	47,282,000	24,725,000	3,685,000	3,000,000	25,525,000	63,285,000	63,940,000	58,516,000	22,735,000	19,630,000	35,985,000	36
37																			37
38	Section 2: Agency of Human Services																		38
39	NWSCF: Booking Expansion	5,000,000	600,000	3,400,000	4,000,000	3,400,000	4,000,000	600,000	2,500,000	2,500,000			2,500,000	1,000,000					39
40	Youth Inpatient Beds	9,575,000	3,000,000	3,000,000	6,000,000	3,000,000	6,000,000	3,000,000	6,000,000	6,000,000			6,000,000	20,000,000					40
41	DOC Women's Reentry Facility	71,500,000	6,000,000	6,000,000	6,000,000	6,000,000	6,000,000	6,000,000	6,000,000	6,000,000			14,000,000	15,500,000	20,000,000	17,000,000			41
42	DCF Short-Term Secure Stabilization Facility	4,000,000	2,000,000	2,000,000	2,000,000	2,000,000	2,000,000	2,000,000	2,000,000	2,000,000			1,000,000	1,000,000					42
43																			43
44	Agency of Human Services	90,075,000	11,600,000	6,400,000	18,000,000	6,400,000	18,000,000	11,600,000	16,500,000	16,500,000			16,500,000	21,000,000	25,000,000	17,000,000			44
45																			45
46	Section 3: Judiciary																		46
47	Washington County Superior Court Renovations	32,675,000	1,675,000	2,000,000	3,675,000	2,000,000	3,675,000	1,675,000	1,000,000	1,000,000			1,000,000	1,675,000	9,000,000	9,000,000	9,325,000		47
48																			48
49	Judiciary	32,675,000	1,675,000	2,000,000	3,675,000	2,000,000	3,675,000	1,675,000	1,000,000	1,000,000			1,000,000	1,675,000	9,000,000	9,000,000	9,325,000		49
50																			50
51	Section 4: Commerce and Community Development																		51

line #	Agency/Department: Project Description	FY24 - FY25 CAPITAL BUDGET Departmental Requests				FY24 - FY25 CAPITAL BUDGET Governor's Recommendation				line #	
		Total Project Cost or Biennial Request	FY24 Department Request	FY25 Department Request	FY24 - FY25 Total Department Request	FY24 Governor's Recommendation		FY25 Governor's Recommendation			FY24 - FY25 Total Governor's Recommendation
						Capital Fund (Bonded Dollars)	CECF (Cash Fund)	One-Time GF to Cash Fund	Capital Fund (Bonded Dollars)	CECF (Cash Fund)	
1											1
2											2
52	Unmarked Burial Sites	50,000	25,000	25,000	50,000	25,000			25,000		52
53	Roadside Historic Site Markers	50,000	25,000	25,000	50,000	25,000			25,000		53
54	Vermont Underwater Historic Preserves	92,000	46,000	46,000	92,000	46,000			46,000		54
55	Environmental Predictive Model for Locating Precontact Archeological Sites	50,000		50,000	50,000						55
56	Historic Sites Maintenance Fund	1,400,000	700,000	700,000	1,400,000	500,000			500,000		56
57		1,642,000	796,000	846,000	1,642,000	596,000			596,000		57
58	Commerce and Community Development										58
59											59

line #	Agency/Department: Project Description	FY24 - FY25 CAPITAL BUDGET Request				FY24 - FY25 CAPITAL BUDGET Departmental Requests				FY24 - FY25 CAPITAL BUDGET Governor's Recommendation				FY24 - FY25 Total Governor's Recommendation	FY26	FY27	FY28	FY29	FY30 - FY33	line #
		Total Project Cost or Biennial Request	FY24 Department Request	FY25 Department Request	FY24 - FY25 Total Department Request	Capital Fund (Bonded Dollars)	CECF (Cash Fund)	One-Time GF to Cash Fund	Capital Fund (Bonded Dollars)	CECF (Cash Fund)	FY24 Governor's Recommendation	FY25 Governor's Recommendation								
1																				1
2																				2
93																				93
94	Section 9: Agency of Natural Resources																			94
95	Infrastructure Rehabilitation and Improvement	10,000,000	5,000,000	5,000,000	10,000,000					3,500,000			3,000,000		7,524,866	7,812,640	8,111,452	8,421,692		95
96	Replace Park Maintenance Facilities at Gifford Woods (Killington) and Grotton	7,830,000	2,850,000	3,500,000	6,350,000					250,000		3,000,000	500,000		500,000	500,000	500,000	500,000		96
97	3 Acre Rule Compliance	7,325,000	250,000	250,000	500,000					300,000			525,000		550,000	570,000	600,000	600,000		97
98	Open Access Recreational Infrastructure	5,995,000	500,000	500,000	1,000,000										750,000	1,000,000	1,000,000	1,000,000		98
99	Implement Best Management Practices (BMPs) at State Forests and Recreational Access Points	11,068,863	468,863	468,863	468,863					468,863					370,000	370,000	370,000	370,000		99
100	Forest Park Access Road	2,564,950		370,000	370,000										27,000,000	27,000,000	27,000,000	27,000,000		100
101	State match to supplemental federal EPA CW & DW SRF capitalization grants	24,566,545	2,944,880	6,777,813	9,722,693										2,207,901	2,207,901	2,207,901	2,207,901		101
102	State 20% match to federal EPA DWSRF capitalization grants	2,382,487	174,586	2,207,901	2,382,487					174,586		4,500,000	500,000		500,000	500,000	500,000	500,000		102
103	Waterbury Dam Rehabilitation	11,615,000	4,500,000	-	4,500,000					1,000,000										103
104	Dam Safety Program	1,000,000	1,000,000	-	1,000,000															104
105	Improving Public Access to Wildlife Management Areas and Maintaining critical management infrastructure	2,703,349	337,500	370,899	708,399					168,750			185,400		100,500	87,500	87,500	87,500		105
106	Access Area Infrastructure Improvements	1,865,000	750,000	-	750,000					750,000					100,000	100,000	150,000	150,000		106
107	Infrastructure Maintenance/Improvement of Fish and Wildlife Buildings including Conservation Camps	2,435,800	1,315,000	1,315,000	1,315,000					315,000		1,000,000			80,000	80,000	80,000	80,000		107
108	Hatchery Improvements	12,941,500	1,318,750	658,750	1,977,500					818,750			1,158,750		800,000	825,000	850,000	850,000		108
109	Shooting Range Improvements	513,000	256,500	256,500	256,500					226,132					20,000	20,000	20,000	20,000		109
110	Agency of Natural Resources	104,516,494	21,666,079	19,635,363	41,301,442					7,972,081			7,472,051		21,550,693	21,862,467	14,164,353	14,004,593		110
111																				111
112	Section 10: Clean Water																			112
113	Agency of Agriculture, Food & Markets																			113
114	Water Quality Grants	2,202,019	2,202,019		2,202,019					2,202,019					5,000,000	5,500,000	5,500,000	6,000,000		114
115	Agency of Natural Resources - Department of Environmental Conservation																			115
116	Clean Water State Revolving Fund - CWSRF	332,981	332,981		332,981					332,981					332,981					116
117	Municipal Pollution Control Grants	8,186,540	3,300,000		8,186,540										3,300,000	3,300,000	3,300,000	3,300,000		117
118	Agency of Natural Resources - Forest, Parks and Recreation																			118
119	Forestry Access Road Water Quality Improvements	550,000	550,000		550,000					550,000					550,000					119
120	Vermont Housing and Conservation Board																			120
121	Agricultural Water Quality Projects	800,000	800,000		800,000					800,000					800,000					121
122	Land Conservation and Water Quality Projects	2,000,000	2,000,000		2,000,000					2,000,000					2,000,000					122
123	Clean Water FY 2025 Request	10,000,000		10,000,000	10,000,000										10,000,000					123
124																				124
125	Clean Water	24,071,540	9,185,000	10,000,000	24,071,540					5,885,000			10,000,000		8,300,000	8,800,000	8,800,000	9,300,000		125
126																				126

line #	Agency/Department: Project Description	FY24 - FY25 CAPITAL BUDGET Request				FY24 - FY25 CAPITAL BUDGET Departmental Requests				FY24 - FY25 CAPITAL BUDGET Governor's Recommendation				FY26	FY27	FY28	FY29	FY30 - FY33	line #	
		Total Project Cost or Biennial Request	FY24 Department Request	FY25 Department Request	FY24 - FY25 Total Department Request	Capital Fund (Bonded Dollars)	CECF (Cash Fund)	One-Time GF to Cash Fund	Capital Fund (Bonded Dollars)	CECF (Cash Fund)	FY24 Governor's Recommendation	FY25 Governor's Recommendation	FY24 - FY25 Total Governor's Recommendation							
1																			1	
2																			2	
127	Section 11: Military																		127	
128	Franklin County Armory/Readiness Center	7,925,000																7,925,000	128	
129	NE Region Armory/Readiness Center	10,669,000																10,669,000	129	
130	Berlin Armory/Readiness Center/Alteration	373,250																335,250	130	
131	Major Maintenance	1,251,000	1,251,000		1,251,000														131	
132																				
133	Military	20,218,250	1,251,000		1,251,000													18,994,000	133	
134																			134	
135	Section 12: Department Public Safety																		135	
136	Special Teams Facilities and Storage	15,250,000	250,000	1,000,000	1,250,000													14,000,000	136	
137	Rutland Field Station	8,025,000	250,000	1,000,000	1,250,000													6,250,000	137	
138	Shaftsbury Field Station	7,800,000																7,800,000	138	
139	St. Johnsbury Field Station	7,800,000																	139	
140																			140	
141	Public Safety	38,875,000	500,000	2,000,000	2,500,000													20,250,000	141	
142																		7,800,000	142	
143	Section 13: Agency of Agriculture, Food & Markets																		143	
144	Vermont Agriculture and Environmental Laboratory Heat Plant	4,100,000	300,000	1,500,000	1,800,000													2,300,000	144	
145	Vermont Building at the Eastern States Exposition (Big E)	2,280,000	1,200,000	1,080,000	2,280,000													680,000	145	
146																			146	
147	Agency of Agriculture	6,380,000	1,500,000	2,580,000	4,080,000													2,980,000	147	
148																		680,000	148	
149	Section 14: Vermont Rural Fire Protection																		149	
150	Dry Hydrant Program-Continue Program Grants: Annual Appropriations	200,000	100,000	100,000	200,000														150	
151																			151	
152	Vermont Rural Fire Protection	200,000	100,000	100,000	200,000														152	
153																			153	
154	Section 15: Vermont Housing and Conservation Board																		154	
155	Vermont Housing & Conservation Board	3,600,000	1,800,000	1,800,000	3,600,000													3,600,000	155	
156																			156	
157	Vermont Housing and Conservation Board	3,600,000	1,800,000	1,800,000	3,600,000														157	
158																			158	
159	Section 16: Vermont Veterans Home																		159	
160	Emergency Generator & Boiler Plant Replacement	4,500,000	4,500,000		4,500,000													4,500,000	160	
161	Brandon & Cardinal Renovation - Design Work	2,000,000		2,000,000	2,000,000													1,500,000	161	
162	Brandon & Cardinal Construction	19,500,000																19,500,000	162	
163	Elevator Upgrade	1,000,000																1,000,000	163	
164	Trener Park House and Barn	3,000,000																	164	
165	Maintenance Building/Garage	750,000																750,000	165	
166																			166	
167	Vermont Veterans Home	30,750,000	4,500,000	2,000,000	6,500,000													20,250,000	167	
168																			168	
169	Section 17: Agency of Transportation																		169	
170	St. Albans: AOT District 8 Maintenance Facility	3,500,000	3,500,000		3,500,000														3,500,000	170
171																			171	
172	Agency of Transportation	3,500,000	3,500,000		3,500,000														3,500,000	172
173																			173	
174	TOTAL - CAPITAL PROJECTS	682,427,092	114,999,088	109,032,588	228,918,216													145,008,910	174	
175	Proposed Funding Available																	73,020,593	175	
176	Section 18: Reallocations & Transfers																		176	
177	AHS - 2004200335 - Green House Relocation	26,132	26,132		26,132														26,132	177
178	BGS - 1602600023 - 108 Cherry Garage	134,937	134,937		134,937														134,937	178
179	BGS - 1708400210 - 108 Cherry Garage	1,905,114	1,905,114		1,905,114														1,905,114	179
180	BGS - 2004200230 - 108 Cherry Garage	6,944,999	6,944,999		6,944,999														6,944,999	180
181	BGS - 2105000220 - 108 Cherry Garage	3,100,000	3,100,000		3,100,000														3,100,000	181
182	BGS - 2205000230 - 108 Cherry Garage	1,914,950	1,914,950		1,914,950														1,914,950	182
183																			183	
184	Total Reallocations/Transfers FY 2024/2025	14,026,132			14,026,132														14,026,132	184
185																			185	
186	Section 19: General Obligation Bonds, Appropriations, and CECF (Cash Fund)																		186	

line #	Agency/Department: Project Description	FY24 - FY25 CAPITAL BUDGET Request			FY24 - FY25 CAPITAL BUDGET Departmental Requests			FY24 - FY25 CAPITAL BUDGET Governor's Recommendation					line #				
		Total Project Cost or Biennial Request	FY24 Department Request	FY25 Department Request	FY24 - FY25 Total Department Request	Capital Fund (Bonded Dollars)	CECF (Cash Fund)	One-Time GF to Cash Fund	Capital Fund (Bonded Dollars)	CECF (Cash Fund)	FY24 - FY25 Total Governor's Recommendation	FY26		FY27	FY28	FY29	FY30 - FY33
1																	1
2																	2
187	Capital Borrowing: GF Bonding		108,000,000	-	108,000,000						108,000,000						187
188	One-time General Fund Transfer to CECF							62,000,000			62,000,000						188
189	Gov Res CECF Utilization		108,000,000	-	108,000,000			8,335,000	10,850,000		19,185,000						189
190								8,335,000	10,850,000		189,185,000						190
191																	191
192	TOTAL FUNDS AVAILABLE		122,026,132	-	122,026,132			8,335,000	10,850,000		203,211,132						192
193																	193
194	SUMMARY																194
195	Total Spending		114,999,088	109,032,588	228,918,216			52,779,081	8,335,000	63,000,000	203,211,132						195
196	Revenues Available		122,026,132	7,027,044	122,026,132			122,026,132	8,335,000	62,000,000	203,211,132						196
197	Difference		7,027,044	(102,005,544)	(106,892,084)			69,247,051	-	-	-						197